



Lady Florence

CONVENT SCHOOL
(Affiliated to CBSE)

NAME: _____

SECTION: _____



Holiday Homework Instructions – Summer Vacation

- ❖ Dear Parents, kindly help your child complete the worksheets neatly and happily.
- ❖ Take printouts of all the worksheets before starting the activities.
- ❖ Art and craft activities can be done using A4 sheets.
- ❖ Encourage your child to colour, draw, paste, and enjoy the activities creatively.
- ❖ Paste photographs of your child doing the activities in a scrapbook.
- ❖ Encourage your child to speak a few words about the activity to build confidence and language skills.
- ❖ Kindly submit the completed holiday homework on the first day after the summer vacation or as instructed by the teacher.

School will reopen on 6th July 2026.

Dear Parents,

Summer Vacation is finally here! It is a time for children to relax, enjoy, and spend quality time with family. To make the holidays enjoyable and meaningful, we have planned some interesting and fun activities for your child. These activities will encourage learning in a joyful way and help create beautiful family memories.

(Dear Parents, please read the message below to your child on behalf of the class teacher.)

My Cute Little Champ,

Have fun, eat yummy treats, play happily, and enjoy every day of your holidays. Dance, laugh, colour, and make beautiful memories with your family. Keep smiling and learning little new things every day.

Come back with lots of smiles, happy stories, and sparkling eyes!

Wishing you a joyful, safe, and fun-filled summer vacation!

Note for Parents:

Please click pictures of your child while doing the activities and help them arrange the photographs neatly in the scrapbook. Kindly send the complete album to school after the vacation. It will be a beautiful collection of your child's holiday memories.

ACTIVITY 1

Splash & Pour Fun

Objective:

To develop hand coordination, sensory skills, and joyful learning through water play.

Materials Required:

- Small tubs or bowls
- Plastic cups/spoons
- Water
- Small toys or balls

Instructions:

- Fill one bowl with water.
- Let your child pour water from one cup to another.
- Ask them to pick floating toys or balls using their hands or spoon.
- Encourage your child to splash, pour, and enjoy water play safely.

Fun Twist:

Add colourful floating toys and ask your child to name their colours while playing.

Click happy pictures during the activity and paste them in the scrapbook.

Learning Outcomes:

- Hand-eye coordination
- Sensory development
- Fine motor skills
- Colour recognition

Reference Images



ACTIVITY – 2

World Environment Day Activity

Date: 5th June 2026

Little Nature Collector

Objective:

To help children explore nature and develop observation and sensory skills.

Materials Required:

- Small basket or bag
- Fallen leaves, flowers, or twigs
- Chart paper/glue

Instructions:

- Take your child for a short nature walk.
- Ask them to collect fallen leaves, flowers, or tiny twigs.
- Talk about the colours, shapes, and textures of the collected items.
- Paste the nature treasures on paper and make a simple “Nature Collage.”

Fun Twist:

Let your child smell the flowers and feel the leaves while talking about “soft,” “rough,” or “smooth.”

Click happy pictures during the activity and paste them in the scrapbook.

Learning Outcomes:

- Nature awareness
- Sensory exploration
- Observation skills
- Creativity development

Reference Images



s

ACTIVITY – 3

Father's Day Activity

Date: 15th June 2026

Papa & Me High-Five Fun

Objective:

To strengthen parent-child bonding, communication, and joyful interaction through fun play.

Materials Required:

- Washable paints or sketch pens
- A4 sheet/chart paper
- Wet wipes/towel

Instructions:

- Apply paint gently on Papa's and child's palms.
- Make colourful handprints together on paper.
- Decorate the handprints with smileys, hearts, or stars.
- Say "Happy Father's Day Papa!" together with a big high-five.

Fun Twist:

Turn the handprints into fun art like butterflies, fish, flowers, or superheroes.

Click happy pictures during the activity and paste them in the scrapbook.

Learning Outcomes:

- Parent-child bonding
- Sensory exploration
- Creativity & self-expression
- Fine motor development

Reference Images



Activity 4

International Yoga Day Activity

Date: 21st June 2026

Family Giggle Yoga Time

Objective:

To develop flexibility, balance, joyful movement, and family bonding through fun yoga poses.

Instructions:

Enjoy a joyful family yoga time where Mumma, Papa, and child stretch, balance, laugh, and do fun yoga poses together while saying the silly rhymes aloud.

Tree Pose – “Tall, tall tree, sway with me!”

Butterfly Pose – “Flap, flap, fly so high!”

Cat Pose – “Meow, meow, stretch somehow!”


Cobra Pose – “Hiss, hiss, snake like this!”

Star Pose – “Twinkle star, shine afar!”

Laugh, stretch, balance, and enjoy silly yoga time together as a family.

Click a happy family yoga picture and paste it in the scrapbook.

Reference Image



PRACTIME TIME

i. Trace the standing lines carefully from top to bottom and complete the paths neatly.

The tracing practice area consists of five vertical dashed lines. Each line is flanked by colorful illustrations. From left to right, the illustrations are: a yellow star, a red apple, a blue octopus, a red strawberry, and a pink ice cream cone. From right to left, the illustrations are: a yellow and red rocket, a rainbow, a birthday cake, a red car, and a red strawberry. Each dashed line has a green dot at the top and a green dot at the bottom. A red dot is positioned on each dashed line, approximately halfway down, serving as a starting point for tracing.



i. Trace the sleeping lines carefully from left to right and complete the paths neatly.




iii. Tear colored paper and paste it on the umbrella to make it look beautiful.



**iv. Dab yellow paint on the mango and green on the leaf using a sponge.
Have fun!**



v.Trace the circle neatly and color it brightly.





Take time to **rejuvenate**,
enjoy every moment,
and **relax** your mind and body.
Come back **refreshed**,
recharged and
ready to **shine!**