



Lady Florence
CONVENT SCHOOL


HOLIDAY HOMEWORK

Session: 2026-27


Class: VIII

Student's Name: _____

Roll Number: _____



Curiosity is the key that opens the door to discovery.



Dear Students and Parents,

The summer break is a time to rejuvenate, explore, and grow. While rest and recreation are essential, it is equally important to stay mentally active and engaged through meaningful academic enrichment. To make learning joyful and productive, we have designed holiday homework that promotes critical thinking, creativity, and hands-on learning across all subjects.

Instructions for Completing Holiday Homework-

1. All holiday homework must be submitted on the first day after the school reopens.
2. Revise P.T.2 syllabus completed in class.
3. All the written assignments must be completed in the respective subject notebooks.
4. All work should be neat, well-organized, and clearly labeled with the student's name and subject.
5. Holiday homework will be evaluated on the basis of content accuracy, presentation, creativity, and timely submission.
6. Students are encouraged to use hand-drawn illustrations, neatly handwriting, and creative elements to enhance presentation of their work.
7. Parents are encouraged to guide and motivate children but are requested not to complete the homework on their behalf.
8. Help your child maintain a balance between fun and learning. □

Make the Most of Your Holidays!

Let these assignments become an opportunity to explore, imagine, and learn in a relaxed and enjoyable way. We look forward to seeing your efforts and creativity after the vacation.

Warm wishes for a joyful, safe, and productive summer break

English

Q.1 Read the passage carefully and answer the questions that follow.

Technology has become an important part of our daily lives. From education to entertainment, it plays a major role in making work easier and faster. Students use computers and smartphones to attend online classes, complete assignments and gather information from different sources. Teachers also use digital tools to make lessons more interesting and interactive.

The internet has connected people from different parts of the world. Communication has become quicker through emails, video calls and social media platforms. Doctors use advanced machines to treat patients, while scientists use technology to make new discoveries. Banks, railway stations and airports also depend on technology for smooth functioning.

However, excessive use of technology can also create problems. Many children spend long hours playing games or using mobile phones, which affects their eyesight and health. People are becoming less physically active and more dependent on machines. Cybercrime and online fraud are also increasing rapidly. Therefore, technology should be used wisely and responsibly.

Technology is useful only when it is balanced with healthy habits and proper discipline. We should use it for learning, creativity and development instead of wasting time unnecessarily.

MCQs:

1. Technology helps people to make work:
 - a) difficult
 - b) slower
 - c) easier and faster
 - d) boring
2. Students use smartphones mainly for:
 - a) sleeping
 - b) online classes and assignments
 - c) cooking
 - d) travelling
3. Which of the following is a disadvantage of excessive use of technology?
 - a) Better health
 - b) Increased physical activity
 - c) Eye problems
 - d) Fresh air
4. Doctors use technology to:
 - a) grow crops
 - b) treat patients
 - c) paint pictures
 - d) write stories
5. The word “interactive” means:
 - a) boring
 - b) active and engaging
 - c) careless
 - d) silent

Q.2 Read the following passage.

Discipline is an important quality that helps people achieve success in life. A disciplined person follows rules, respects time, and completes work sincerely. Students who are disciplined usually perform well in academics and other activities because they stay focused on their goals.

Discipline also teaches responsibility and self-control. It helps people make better decisions and avoid bad habits. In schools, discipline creates a peaceful environment where students can learn properly. At home, disciplined children often earn the trust and respect of their parents.

Developing discipline may seem difficult at first, but regular practice can make it a habit. Simple habits like waking up on time, completing homework regularly, and being polite to others help build discipline.

Answer the following questions

i) What does a disciplined person respect?

- a) Money only b) Time and rules c) Fashion d) Holidays

ii) Why do disciplined students perform well?

- a) They avoid studies b) They stay focused on goals
c) They play all day d) They copy homework

iii) Discipline teaches:

- a) carelessness b) self-control and responsibility c) dishonesty d) laziness

iv) What kind of environment does discipline create in schools?

- a) Noisy b) Peaceful c) Dangerous d) Confusing

v) Which habit helps build discipline?

- a) Wasting time b) Ignoring homework c) Waking up on time d) Being rude

Q.3 Fill in the blanks with suitable determiners:

- _____ students participated in the debate competition.
- I have _____ oranges left in the basket.
- _____ book on the table belongs to me.
- There isn't _____ milk in the fridge.
- _____ of the boys were absent today.
- She bought _____ umbrella because it was raining.
- _____ people enjoy listening to music.
- We have _____ time before the movie starts.
- _____ flowers in the garden are beautiful.
- Can you give me _____ water, please?

Q.4 Identify the adjectives and mention their types:

- The brave soldier fought fearlessly.
- Riya has a beautiful dress.
- I ate three mangoes yesterday.
- This pen is better than mine.
- Honest people are respected everywhere.

6. My brother lives in Delhi.
7. Which colour do you like most?
8. The old man walked slowly.
9. Several students participated in the quiz.
10. It was a sunny morning.

Q.5 Rewrite the following sentences in the tense mentioned in brackets:

1. She writes a letter. (*Past Continuous*)
2. They are playing football. (*Simple Past*)
3. I visited Jaipur last year. (*Present Perfect*)
4. We will watch a movie tonight. (*Simple Present*)
5. He eats breakfast at 8 a.m. (*Future Continuous*)

Q.6 Fill in the blanks with the correct form of the verbs:

1. My mother _____ (cook) dinner right now.
2. We _____ (visit) Agra last summer.
3. The train _____ (arrive) before noon tomorrow.
4. She _____ already _____ (finish) her homework.
5. They _____ (play) cricket every evening.
6. I _____ (read) this novel when the lights went out.
7. Rahul _____ (not come) to school yesterday.
8. By next year, we _____ (complete) class 8.
9. The baby _____ (sleep) peacefully now.
10. He _____ (study) for two hours before dinner yesterday.

Section B – Writing Skills

1. Write a notice on the following topics:

1. Your school is organizing a **Summer Camp** during vacations. (Roll no. 1-16)
2. Write a notice for an **Inter-house Debate Competition**. (Roll no. 17-32)

(Format must include heading, date, title, content, and signature.)

2. Write a paragraph on any one topic (100-120 words)

- The Importance of Time (Roll no. 1-7)
- My Favorite Hobby (Roll no. 8-14)
- A visit to a Park (Roll no. 15-21)
- How I Help at Home (Roll no. 22-28)
- Benefits of Exercise (Roll no. 29 onwards)

3. Practice one page of handwriting daily to improve:

Neatness Spacing Presentation skills

4. Formal letter

Write a letter to the Municipal Commissioner complaining about the poor condition of roads and water-logging in your area.

5. Book Review

Read any one storybook of your choice and write a review including:

- Name of the book
- Author's name

- Main characters
- Summary of the story
- What you liked about the book
- Moral of the story

HINDI अभ्यास कार्य पत्र

प्रश्न-1 दिए गए गद्यांश को पढ़कर पूछे गए प्रश्नों के उत्तर दीजिए -

मानव जन्मजात जिज्ञासु प्राणी है | वह अपने आस-पास के वातावरण को जानने के लिए उत्सुक रहता है | मनुष्य संवेदनशील और सामाजिक होता है | वह समाज की घटनाओं के प्रति आँखें मूँद-कर नहीं रह सकता | उसकी इन्हीं प्रवृत्तियों की संतुष्टि समाचार-पत्र पढ़कर होती है | समाचार पत्र विश्वभर के समाचारों को जानने का सबसे सस्ता एवं लोकप्रिय माध्यम है | आज के युग में दैनिक जीवन का प्रारंभ ही समाचार पत्र से होता है | समाचार पत्र समाज के सजग प्रहरी की भूमिका का निर्वाह करते हैं |

(क) मनुष्य कैसा प्राणी है?

- (i) जिज्ञासु (ii) संवेदनशील (iii) सामाजिक (iv) उपर्युक्त सभी

(ख) 'समाचार पत्र' कौन-सी संज्ञा है?

- (i) व्यक्तिवाचक (ii) जातिवाचक (iii) भाववाचक (iv) द्रव्यवाचक

(ग) समाचार पत्र कैसा साधन है?

- (i) सबसे सस्ता (ii) सबसे लोकप्रिय (iii) दैनिक (iv) सबसे सस्ता एवं लोकप्रिय

(घ) 'प्रहरी' शब्द का क्या अर्थ है ?

- (i) पहरेदार (ii) पहरा (iii) पहला (iv) अन्य

(ड.) 'सामाजिक' शब्द किस प्रकार बना है ?

- (i) समाज + इक (ii) सामाज + इक (iii) समाजी + क (iv) सामाज + क

प्रश्न-2 सही विकल्प चुनें -

(क) 'विद्यालय' शब्द का सही भेद है-

- (i) रूढ़ शब्द (ii) यौगिक शब्द (iii) योगरूढ़ शब्द

(ख) 'पुस्तकें' शब्द किस प्रकार का शब्द है?

- (i) एकवचन (ii) विशेषण (iii) बहुवचन

(घ) 'विद्वान' का स्त्रीलिंग होगा -

- (i) रानी (ii) विदुषी (iii) विद्यावती

(ड.) 'जल' का पर्यायवाची नहीं है -

- (i) नीर (ii) पानी (iii) पावक

(च) 'किवाड़' का तत्सम शब्द होगा -

- (i) काठ (ii) आसरा (iii) कपाट

(छ) 'मृत्तिका' का तदभव शब्द होगा -

- (i) मिट्टी (ii) मुट्टी (iii) मृत

प्रश्न-3 दिए गए शब्दों में संधि-विच्छेद कीजिए —

- (i) सदाचार (ii) महोत्सव (iii) लोकोक्ति (iv) अत्याचार (v) उद्घाटन (vi) तल्लीन

प्रश्न-4 नीचे दिए गए वाक्यों में उचित रिक्त स्थान भरिए -

(क) दो वर्णों के मेल को ----- कहते हैं |

(ख) 'सज्जन' शब्द में ----- संधि है |

(ग) विसर्ग के बाद स्वर या व्यंजन के आने पर परिवर्तित रूप को ----- कहते हैं |

(घ) व्यंजन और व्यंजन के मेल से बनने वाली संधि को ----- संधि कहते हैं |

(ड.) संधियुक्त शब्दों को अलग-अलग करने की प्रक्रिया को ----- कहते हैं।

प्रश्न-5 निम्नलिखित शब्दों के तत्सम शब्द लिखिए -

(i) आग (ii) आम (iii) आँख (iv) चाँद (v) साँप (vi) गाँव (vii) हाथ

प्रश्न -6 सही विकल्प चुनें -

प्रश्न-i) चूहा किस जगह बैठना पसंद करता था?

(क) पलंग के नीचे (ख) टंकी के ऊपर (ग) अँगीठी के पीछे (घ) अलमारी में

प्रश्न-ii) गौरियों को घर से निकालने के लिए पिताजी ने क्या किया?

(क) लाठी चलाई (ख) दरवाजे बंद किए (ग) पंखा चलाया (घ) पानी डाला

प्रश्न-iii) चिड़िया के बच्चे पहली बार कहाँ दिखे?

(क) छत पर (ख) रोशनदान में (ग) पंखे के ऊपर (घ) बाथरूम में

प्रश्न-iv) कहानी के अंत में पिताजी का व्यवहार कैसा हो गया था?

(क) कठोर (ख) क्रोधित (ग) शांत और सहानुभूतिपूर्ण (घ) उदास

प्रश्न v) बिल्ली घर में नहीं रहती थी, पर कभी-कभी जाती थी।

(क) नाच (ख) झाँक (ग) सो (घ) बुला

प्रश्न vi) गौरियों ने घर को क्यों पसंद किया?

(क) क्योंकि वह सुरक्षित स्थान था (ख) क्योंकि वहाँ चूहे थे
(ग) क्योंकि वहाँ पंखा था (घ) क्योंकि वहाँ बिल्ली थी

प्रश्न-vii) माँ ने दरवाजे क्यों खोले थे?

(क) ताकि चिड़ियाँ अंदर आ सकें (ख) ताकि हवा लग
(ग) पिताजी के कहने पर (घ) धूप आने के लिए

प्रश्न-viii) पिताजी ने घोंसला तोड़ने के लिए क्या किया?

(क) पंखा चलाया (ख) लाठी से तिनके निकाले (ग) आग लगाई (घ) सीढ़ी लगाई

प्रश्न-7 दिए गए प्रश्नों के उत्तर संक्षिप्त रूप में दीजिए :

- आँगन में किसका पेड़ था ?
- कौन-कौन से पक्षी लेखक के घर आ जाते थे?
- घर में धमा चौकड़ी कौन मचाते थे?
- बिल्ली का बाहर से घर में झाँकना क्या दर्शाता है?
- चमगादड़ किस समय दिखाई देते थे?
- कबूतरों का कौन-सा संगीत सुनाई देता था ?
- माँ चिड़िया को क्यों नहीं निकालना चाहती थी?
- पिताजी घोंसला तोड़ते-तोड़ते क्यों रुक गए?
- पिताजी क्यों मुस्कुराने लगे?
- लेखक के पिताजी घर को सराय का नाम क्यों देते हैं?

कक्षा 8: "शोध और आलोचनात्मक सोच" (Research & Critical Thinking)

चरित्र का बुकमार्क (Character Bookmark)

गतिविधि: किसी भी कहानी या उपन्यास के अपने पसंदीदा चरित्र (जैसे: प्रेमचंद की कहानी 'ईदगाह' का हामिद) पर आधारित एक लंबा और सुंदर बुकमार्क (Bookmark) बनाएंगे। बुकमार्क के एक तरफ उस चरित्र का स्केच होगा और दूसरी तरफ उसकी 3 मुख्य चारित्रिक विशेषताएँ और उसका एक प्रसिद्ध कथन लिखा होगा।

कला रूप: पेपर क्राफ्ट और ओरिगामी टच।

सीख: चरित्र-चित्रण (Character Sketch) और गहरी साहित्यिक समझ।

डूडल आर्ट विचार – दीवार

गतिविधि: छात्र अपनी पसंद के किसी एक सकारात्मक हिंदी सुविचार या नारे (जैसे : " जल ही जीवन है" या सच्चाई की जीत) को एक बड़े कागज़ के बीच में बड़े और बोल्ड अक्षरों में लिखेंगे। उस विचार के चारों तरफ़ "डूडल आर्ट" (मजेदार छोटे – छोटे कार्टून, तीर, बादल और आकृतियाँ बनाएँगे जो उस विचार को दर्शाते हों।

सीख: नारा लेखन (Slogan writing) और स्वतंत्र अभिव्यक्ति

MATHS

Q1. Write the following numbers using Egyptian symbols :-

(i) 243 (ii) 2356 (iii) 1465

Q2 . Find the fourth angle of the quadrilateral if three angles are 80° , 95° and 100° .

**Q3 . In a local Roman province , two villages regularly report food waste to the central market
This week,**

Village A sent a table reading : DCCXLVIII sacks of spoiled grain .

Village B centre table reading : CDLXXIX sacks of spoiled grain.

The Roman council, aiming to reduce waste, asked the market scribe to calculate the total waste from both villages- in both Roman and modern numerals . Help them to calculate.

Q4. If the angles of a quadrilateral are in the ratio 9:7: 5 : 3 then find the measure of each of its angles.

Q5. Kites are flying on Many festivals such as harvest festivals. Jatin wants to fly a kite. So he wants to make a kite at home . For this , he collects a coloured paper , bamboo and thread . Before drawing figure on a paper, Jatin has certain questions in his mind about the properties of kite. Help Jatin , to make a kite by giving answers to the following questions.

1. In kite _____ sides are equal

(a) Opposite (b) Adjacent (c) All (d) only two

2. When all sides of a kite are equal, then it is in the shape of _____

(a) Rectangle (b) Rhombus (c) Square (d) Both (b) and (c)

3. The sum of all interior angles of a kite is _____.

a) 90 (b)180 (c) 270 (d) 360

4. In a kite , diagonals are _____

(a) equal (b) Not equal (c) Bisect each other (d) None of these

Activity

1.Create a crossword puzzle using terms related to quadrilateral (Roll no. 1 to 16)

2.Design a “Maths Comic Strip” showing how ancient people counted numbers. (Roll no. 11 to 20)

3. Write your birth date using : (Roll no.21 to 34)

Roman Number System

Egyptian Number System’

Mayan Number system

Draw them neatly on an A4 sheet.

SCIENCE

A. Multiple choice questions

1. Which of the following is not a communicable disease?

- a) Diabetes
- b) Cholera
- c) Typhoid
- d) Chicken pox

2. The electric iron becomes hot due to the:

- a) Magnetic effect of current
- b) Chemical effect of current
- c) Heating effect of current
- d) Cooling effect of current

3. Which appliance works on the heating effect of electric current?

- a) Electric bell
- b) Electric heater
- c) Compass
- d) Magnet

4. Which habit helps us remain healthy?

- a) Eating junk food daily
- b) Maintaining cleanliness and balanced diet
- c) Sleeping very late
- d) Skipping exercise

5. Bread fungus is an example of a:

- a) Non-living thing
- b) Plant
- c) Microorganism
- d) Metal

B. Answer the following questions

Ritika noticed that when her mother switched on the electric iron, it became hot after some time. She also observed that the electric doorbell at her home produces sound when the switch is pressed. Her science teacher explained that both appliances work due to different effects of electric current.

Answer the following Questions on the basis of above information.

- i. Which effect of electric current is used in an electric iron?
- ii. Which effect of electric current is used in an electric bell?
- iii. Name one more appliance based on the heating effect of electric current.
- iv. Why is an electromagnet used in an electric bell instead of a permanent magnet?
- v. What safety precautions should be followed while using electrical appliances?

2. If the wire inside an electric heater is replaced with a thick copper wire, do you think the heater will work properly? Give reason for your answer.

3. Why is vaccination considered an effective method to prevent communicable diseases? What problems may arise if people avoid vaccination?
4. A child spends most of the day using mobile phones and sleeping late at night. Predict how this habit may affect health in the long term.
5. Assertion Reason Questions:

- i. Assertion (A):** Eating a balanced diet helps us remain healthy.
Reason (R): A balanced diet contains all nutrients in the correct proportion.
- ii. Assertion (A):** Heating effect of current is used in electric heaters.
Reason (R): Electric heaters produce cooling effect when current passes.
- iii. Assertion (A):** Copper wire is used to make electromagnets.
Reason (R): Copper is a good conductor of electricity.
- iv. Assertion (A):** Mental health is important for overall well-being.
Reason (R): Stress and anxiety can affect our daily life and health.

C. Project work / Home Experiments Work

Instructions for Project Work

- Use A4 size sheets.
- Prepare the project creatively using charts, pictures, diagrams, and coloured headings.
- Avoid copying directly from books or the internet.
- Mention the title and objective clearly at the top of the project.
- Students may paste pictures or draw illustrations to make the project attractive.
- Maintain proper presentation and cleanliness in the work.

Roll no. (1-19)

To Make a Simple Electromagnet at Home

Instructions-

1. Collect all the required materials such as an iron nail, copper wire, battery, and paper clips before starting the activity.
2. Wrap the copper wire tightly and neatly around the iron nail without leaving large gaps between the turns.
3. Connect the ends of the wire carefully to the battery terminals for a short time only.
4. Bring the nail near small paper clips and observe the magnetic effect produced by electric current.
5. Record your observations carefully in the observation table provided.

Observation Table

Number of Wire Turns	Number of Paper Clips Attracted	Observation
10 Turns		
20 Turns		
30 Turns		

6. Do not touch exposed wire ends for a long time and disconnect the battery after the activity to avoid heating.
7. Perform the activity under the supervision of parents/guardians.
8. Write the conclusion in your own words based on your observations.

Roll no – (20 to 38)

Activity: Effect of Exercise on Heart Rate

1. Perform the activity in a calm and safe place at home.
2. Sit quietly for two minutes before counting your heartbeat.
3. Count your pulse carefully for one minute and record the reading correctly in the observation table.
4. Perform light exercise such as jumping or jogging for two minutes only.
5. Immediately count your heartbeat again after exercise and note the changes observed.
6. Compare both readings and write the conclusion in your own words.
7. Maintain neatness while completing the activity work.
8. Perform the activity under the supervision of parents/guardians if required.

3. Explain the principle of "Universal Adult Franchise."
4. Why is the separation of powers between the Legislature and the Executive important in a democracy?

Section B – Map Activity

On an outline map of India, mark and label the following important centres associated with the British rule and the Revolt of 1857:

- 📍 Delhi
- 📍 Meerut
- 📍 Kanpur
- 📍 Lucknow
- 📍 Jhansi
- 📍 Kolkata (Calcutta)
- 📍 Mumbai (Bombay)
- 📍 Chennai (Madras)

Instructions:

- 🔑 Use different colours/symbols to show:
- 🔑 Major British Presidencies
- 🔑 Centres of the Revolt of 1857
- 🔑 Prepare a suitable index/key.

Section C – Project Work

Topic: "India's Freedom Struggle"

Prepare a project file/booklet (6–8 pages) on any one freedom fighter. Include:

- 🔑 Early life
- 🔑 Major contributions
- 🔑 Important movements/events
- 🔑 Inspirational quotes

🔗 Suggested personalities: Mahatma Gandhi, Rani Lakshmibai, Bhagat Singh, Subhash Chandra Bose, etc.

Section D – Critical Thinking Activity

"Responsible Citizenship"

Write a paragraph (150–200 words) on:

- 🔑 Duties of citizens
- 🔑 Ways students can contribute to society
- 🔑 Importance of equality and respect
- 🔗 Decorate the page creatively.


Section E – Art Integrated Activity

Design a poster on any one topic:

- 🔴 Unity in Diversity
- 🔴 Save Water
- 🔴 Fundamental Rights
- 🔴 Clean India Mission
- 🔗 Use creative slogans and illustrations.

SANSKRIT

1. धातु रूप लिखिए – “नृत्” लट्, लङ्, लृट्, लोटलकार, विधिलिङ्ग में लिखिए और याद कीजिए।
2. “गुरू” और “नदी” शब्द रूप लिखिए और याद कीजिए ।
3. संस्कृत अनुवाद (लट् लृट् और लङ् लकार) अभ्यास 1,2,3 पुस्तक में कीजिए ।
4. नीचे दिए गए चित्र का संस्कृत में वर्णन (5-6 वाक्य)।



6. श्लोक लेखन ।

- किसी भी नैतिक शिक्षा पर आधारित संस्कृत श्लोक चुनिए (जैसे – “सत्यं वद, धर्मं चर”)।
- उसका हिंदी अनुवाद कीजिए।

FRENCH

1. Préparez un PPT sur le sujet- Culture et civilisation de la France [Refer leçon- 0]
2. Faites un tableau sur des groupes de verbes et écrivez 5 verbes de chaque groupe [er, ir, et re]
3. Réviser tout le travail effectué jusqu'à présent

COMPUTER

1. Fill in the blanks:

1. A _____ connects computers within a small area.
2. The Internet is a _____ of networks.
3. _____ is used to identify a device on a network.
4. Wi-Fi is a type of _____ connection.

2. Answer the following questions:

1. What is a computer network?
2. Differentiate between LAN, MAN, and WAN.
3. What is the Internet?
4. Define the following terms:
 - Server

- Client
- Bandwidth
- IP Address

5. What is Krita?
6. Name any four tools used in Krita.
7. What are trending technologies?
8. Explain Artificial Intelligence (AI).
9. What is Machine Learning?

3. Practical Task:

- Create a digital drawing in Krita on the topic “Nature Scene”.
- Use at least 3 layers.
- Apply different brushes and colors.
- Save your work and paste a printout or screenshot.

4. Project Work

Topic: “Role of Technology in Daily Life”

- Write 1–2 pages on how technology helps us.
- Include examples like mobile phones, internet, online classes, etc.
- Add pictures or drawings.

Values & Life Skills Assignment

1. Faith in God – “Where is God?”

Case Study:

During a difficult time, Arjun’s family faced financial problems, and his father lost his job. Arjun felt confused and asked his grandmother, “If God is there, why is this happening?” She replied, “God is not always seen in miracles. Sometimes He is in the neighbour who brings food, the friend who listens, and the strength you find to keep going.” Over the next months, Arjun saw his community support them. He began to understand that faith often means trusting that you are not alone, even when things are hard.

Tick the correct answer:

1. Why was Arjun confused?
 - a) His family faced financial problems
 - b) He failed an exam
 - c) He lost a friend
2. What did his grandmother say about God?
 - a) God only helps the rich
 - b) God does not exist
 - c) God is seen in people’s kindness and inner strength
3. What helped Arjun understand faith better?
 - a) Seeing community support during hard times
 - b) Winning a competition
 - c) Reading a book

4. What is a key idea about faith in this story?
 - a) Faith means never having problems
 - b) Faith can mean finding strength and support in difficult times
 - c) Faith is only for religious rituals

Short Answer & Reflection:

1. Write 7 sentences: Describe a time when you felt supported during a difficult situation. How did it affect you?
2. Activity: Write down 3 ways people show care and support in your community. Share one with your family and discuss it.

2. Not to be Lazy – “Lazybones Sam”

Case Study:

Sam was known for delaying his work. “I’ll do it later” was his favorite phrase. Because of this, he missed deadlines, lost opportunities in sports trials, and his room was always messy. One day, his coach said, “Talent without effort is wasted. Discipline beats laziness.” Sam decided to follow a simple rule: “Do it now.” He started with small tasks, like making his bed and submitting homework on time. Within a month, his teachers and parents noticed the change, and Sam felt more confident.

Tick the correct answer:

1. Why did Sam miss opportunities?
 - a) He kept delaying his work
 - b) He was sick
 - c) He had no talent
2. What advice did the coach give him?
 - a) Discipline beats laziness
 - b) Work only when you feel like it
 - c) Avoid hard work
3. What rule did Sam start following?
 - a) Work only on weekends
 - b) Do it now
 - c) Ask others to do his work
4. What was the result of Sam’s change?
 - a) He became more confident and responsible
 - b) He became more lazy
 - c) He quit sports

Short Answer & Activity:

1. Write 7 sentences: How does procrastination affect students? What is one habit you can build to overcome it?
2. Activity: For 5 days, use the “2-minute rule” – if a task takes less than 2 minutes, do it immediately. Note one example each day.

3. Loving Your Family – “A Lesson in Love”

Case Study:

Neha was busy with online classes, tuition, and friends. She often replied rudely to her parents and ignored her younger brother. During summer break, her grandmother fell ill, and the family spent evenings together caring for her. Neha saw how her parents stayed patient and caring despite stress. She realized she had taken their love for granted. She began helping with small chores, talking to her brother, and spending time with her grandmother. Her family noticed and felt closer.

Tick the correct answer:

1. Why was Neha distant from her family?
 - a) She was busy and took their love for granted
 - b) She disliked them
 - c) They lived far away
2. What changed her attitude?
 - a) Her friends advised her
 - b) Seeing her family care for her grandmother
 - c) Winning an award
3. What did Neha start doing?
 - a) Spending more time online
 - b) Avoiding her brother
 - c) Helping with chores and spending time with family
4. What is the main message?
 - a) Love for family grows through care and presence
 - b) Family is not important
 - c) Only parents should care for children

Short Answer & Activity:

1. Write 7 sentences: What are 2 small ways you can show love and appreciation to your family members?
2. Activity: Plan one “family time” activity for the week with no phones. Write what you did and how everyone felt afterward.

Note for Parents:

Encourage students to connect these values to their daily choices. Focus on reflection, not just writing answers.

Students are instructed to complete the Holiday Homework neatly in their Moral Education Notebook and in the given worksheet only.

KAUSHAL BODH

The Magic Soil-less Hydro-Farmers

Activity Focus: *Hydroponics – Growing Plants Without Soil*

Objective- Students will explore the modern farming technique of hydroponics using water-based plant growth systems.

The Practical Task

Students will:

- Use:
 - Onion bulb
 - Coriander roots
 - Money plant cutting
- Place the root-end over a clean glass jar filled with water
- Ensure only the bottom touches the water
- Change the water every 4–5 days

Creative Presentation “My Hydroponic Station” Poster

Students must prepare an A3/A4 poster including:

Poster Elements	Details
Hydroponic Plant Diagram	Colorful labeled drawing
Root System Sketch	Visible white root structure
Creative Heading	“My Hydroponic Station”
Observation Notes	Short growth observations

Reflection Writing (5–6 Lines)




Reflection Area	Guiding Thought
What I Did	Describe the hydroponic setup
What I Observed	Root growth without soil
What I Learned	Plants need nutrients and water
Daily Life Connection	Hydroponics in small apartments
Environmental Awareness	Water-saving and space-saving farming

Time Duration Segment

Activity	Suggested Time
Day 1 – Hydro Jar Setup	30 Minutes
Water Refresh Routine	5 Minutes Every Wednesday & Saturday (~40 Minutes Total)
Week 4 – Poster & Reflection	90 Minutes

Total Time ~4 Hours (Across 4 Weeks)

Simple 4-Week Vacation Flow

Week	Activity Focus	Vibe Check
Week 1	Set up the container/jar and take a “Before” picture	 Excited & Curious
Weeks 2 & 3	Observe roots, leaves, and growth regularly	 Easy Daily Habit
Week 4	Complete reflection and paste “After” picture	 Proud & Creative

Final Thought

“When children grow plants with their own hands, they also grow patience, kindness, responsibility, and respect for nature.”

Let this summer become a season of green learning, mindful living, and joyful discovery!