



Lady Florence

C O N V E N T S C H O O L

(Affiliated to CBSE)

GRADE 3 HOLIDAY HOMEWORK

SESSION: 2024-25

NAME: _____





Dear Parents,

Holidays are special breaks from our everyday schedules, and we all eagerly await them. Finally, the much-awaited summer vacations are here! The hot, windy days of April and May make us all excited for this long break, a time to relax and have fun.

It's a great time for you to cherish the little joys of your child. It's important to limit screen time and supervise the channels your child watches. Provide valuable guidance and spend quality time with them. Make these holidays memorable by creating a nurturing and stimulating environment at home that is full of fun, excitement, and learning. Here are a few suggestions for parents:

- Engage in meaningful conversations every day.
- Read a variety of storybooks.
- Assign small household responsibilities to help them become independent.
- Teach them the importance of moral values in their lives.
- Participate in various indoor games with them.

While it's crucial to take breaks and have fun, it's equally important to keep learning. Find a balance between work and play, and let your child grow along the way.

The objective of holiday homework is to empower our students to work independently and enhance their academic abilities. Please take note:

- Prepare a systematic timetable and follow it religiously from the very first day.
- Allow them to complete their homework on their own under your guidance.
- Remember to capture the fun moments while engaging in the given activities and paste the corresponding pictures in your album!.
- Encourage them to dedicate some time each day to writing one page of English in a separate notebook to enhance their handwriting skills.
- Encourage them to choose two new words from their daily conversations and write them down in their notebook.

"Great Communication begins with Connection."

Dear Parents,

Summer vacations is the most appropriate time to develop a wonderful bond with the child and enhance the speaking skills of the child along with basic mannerisms. Encourage your ward to use the following statements in daily conversations

- Greet elders by saying Good Morning/ Good Evening
- May I go out to play?
- Can I invite my friends to spend the evening together?
- Hello papa, how are you feeling today?
- Mumma, how can I help you in household work?
- What did you do over the weekend?
- Say SORRY - When you make a mistake or accidentally hurt someone's feelings.
- Say THANK YOU - When someone does something kind or helpful for you.
- When someone gives you a gift or does something thoughtful.

FAMILY ACTIVITY- Dough Making

Making of the play-dough

What you need: You'll need 3 cups of white all-purpose flour, 2 tablespoons cream of tartar, 1 cup + 2 tablespoons of table salt, 3-4 tablespoons of any cooking oil (start with 3 and add more if necessary), 3 cups hot water, and food coloring.

What to do: Add the flour, cream of tartar, salt, and 3 tablespoons cooking oil to a large pot.



You can use coconut oil or vegetable oil. Whisk together. Add water and whisk until smooth. Cook over medium heat, stirring constantly, until the dough forms a soft ball. Be sure not to overcook—it will be too dry. Remove from heat and then scrape together the mixture into a ball. Place in a Ziploc bag or cover with plastic wrap and allow to cool slightly.

(if you want to make it all the same color, add the food coloring with the water.) If you add the food coloring now, it might get on your hands. It's okay, no one's gonna see you anyway, but you can add a few drops of bleach to some hand soap and it will come right off.

Activity: What you need: - Basic recipe for cooked play dough (given above- ask your mother/grandmother to make for you) and Food colour.

What to do: When you have finished making play dough, divide it into six balls.

In the middle of each ball of play dough hide some food colour (two balls each of red, yellow and blue).

First, give your ward two different colour balls, one yellow and another with red food colour. As they play, the colours will appear and then combine to form orange. Magic!

Later, they can combine red and blue to make purple and blue and yellow to make green. All the balls combined will form brown play dough. Talk with them about what they have learnt and about the new colours they have made.

FUN FACT

Why Is Macaroni Hollow?

Long ago Arab merchants ate wheat flour when they travelled in the desert. Because carrying the flour and cooking it at the end of the day was tiring, they got the idea of mixing the flour with water and drying it before their trips. Later they learnt that the flour and water mixture dried faster if they made it hollow. This is how Macaroni was invented.

PROJECT WORK

1. Create your own Gadgets eg: mobile phone, computer, landline phone, by using best out of waste materials can be a fun and eco-friendly project. Here are some ideas and resources for inspiration. Check out the links to create your own gadget.

- a. <https://pin.it/1lmWDXLfm>
- b. <https://pin.it/2xZQ31J2t>
- c. <https://pin.it/ypdYh9Cyl>



WORLD ENVIRONMENT DAY

2. Upcycled Plastic Suncatchers



Instructions to follow:

- 1) Search for a Twig.
- 2) With the help of Paper and Colors, create pictures of Plants, Reuse & Planet Earth.
- 3) Punch the upper portion & tie the holes with a jute thread
- 4) Your Environment Room Reminder is ready!

FATHER'S DAY

Celebrate a memorable Father's Day by showing your dad how cherished he is! Spend quality time together, express gratitude, and share your love with a warm hug. As an extra special touch, craft a personalized keychain using paint chips, washi tape, and a key ring. Select his favourite colours or his beloved sports team to make it unique. Each time he reaches for his keys, it'll serve as a sweet reminder of your love and thoughtfulness.

(The activity to be done under the supervision of same elder.)



YOGA DAY

Yoga Day is the perfect opportunity to have fun while getting healthy. Let's explore some exciting ways you can enjoy yoga and become strong, flexible, and creative!

So, on Yoga Day, let's celebrate by moving, stretching, and breathing together. Enjoy expressing yourself through yoga! Try out some playful poses like Kite, Water fall, Rag Doll, Wind Mill , Cobra and Chair to add an extra layer of fun to your practice.

KITE



WATER FALL



RAG DOLL.



WIND MILL



CHAIR



COBRA



Click the pictures and paste in your scrap book.

SUBJECT - ENGLISH

- DO THE GIVEN ASSIGNMENTS IN YOUR ENGLISH NOTEBOOK OR YOU CAN TAKE PRINTOUT OF THE SAME.
- COMPLETE ENGLISH CURSIVE WRITING TILL PAGE NO- 10 TO 40 (ONE PAGE DAILY). MENTION DATE AT THE TOP OF THE PAGE.
- WRITE A SHORT NOTE ON:- WHAT DO YOU LIKE ABOUT SUMMER VACATION IN YOUR ENGLISH NOTEBOOK.
- LEARN BOOK EXERCISE AND QUESTION/ANSWER OF CH 1 AND 2.
NOTE; REVISE THE SYLLABUS OF PT-1

ASSIGNMENT -1

Q-1 Read carefully the passage given below.

The hillside is quiet and beautiful. One can hear the sound of the birds chirping, the river flowing and the wind blowing. The mountains are brown in colour. But some mountains have white snow on the top.

The bright yellow sun rises from between the mountains. The river flows down the mountain and is deep blue. The water also has many fish in them. These fish are both big and small. Most of the fish are red and green in colour.

There are many houses on both sides of the river. Several people live in these houses. These people walk along the river and enjoy Mother Nature.

Now answer the following questions form the passage:

1. What can you hear on the hillside?

2. Why are some mountains white on the top?

3. What do the people do?

4. What rises in between the mountains?

Q-2 Read the below passage carefully.

My name is Maria and I live in Mumbai with my grandparents, parents, and my naughty younger brother. Our neighbors are the Mr. Naiks, who live in the penthouse. They have a pet, the friendly Beagle, named Oliver. Mr. Naik always takes Oliver for a walk in the morning and comes back with little goodies for my brother and me Mrs. Naik is a great cook and whenever they cook anything the aroma floods our house and all of us keep dreaming what it is. Their children are married and live outside Mumbai.

One day, my mom was unwell and had to be hospitalized for a few days, my dad was wondering how to manage food for us. The Naiks came home and told my parents not to worry and they will manage our kitchen. Every day, they used to come to our house in the morning by 6. 30 am and make our breakfast & lunch, which was always something different and tasty. They used to cook dinner at their home and send it to us. My grandparents also love their cooking.

My dad told me that time, it is a great virtue to help one another at times of need which I will always remember thanks to the Mr. Naik.

Now answer the following questions from the above passage.

1 How many people are there in Maria's house?

2. Where were the Naiks living?

3. Who was hospitalized and how did the family manage?

4. What did Maria learn from this incident?

5. Write down 3 good qualities you think one should have.

ASSIGNMENT -2

Q-1 Write few lines about each picture.



ACTIVITY -3

Q-1 Read the lines carefully. Now underline the subject in red and the predicate in blue.

1. I saw Manju in the garden.
2. Jyoti and Jai went to the fair.
3. There is an exhibition in our school.
4. Paul is jumping with joy.
5. They sailed down the river.
6. The earth moves around the sun.
7. It is very dangerous.
8. The cow is gifted to me.
9. We are unable to follow you.
10. Delhi is a beautiful city.

Q-2 Read these statements and form questions.

1. It was a rainy day.

2. Ria was carrying an umbrella.

3. Father was going to the market.

4. Kajal was feeling thirsty.

5. We are going out to play.

6. He is doing his school work.

Q-3 Write the Homophones for the given words.

1. by _____
2. son _____
3. heel _____
4. bee _____
5. rose _____
6. plain _____
7. weigh _____
8. see _____
9. new _____
10. sow _____

Q-4 Identify the kind of sentences given below. Write S for statements, Q for questions, O for orders, and R for requests.

1. Open the door. _____
2. Do not waste water. _____
3. Please give me that bottle. _____
4. Who invented ice cream? _____
5. Where are the children? _____
6. We are going to the cinema today. _____
7. New Delhi is the capital of India. _____
8. Alexander Graham Bell invented the telephone. _____

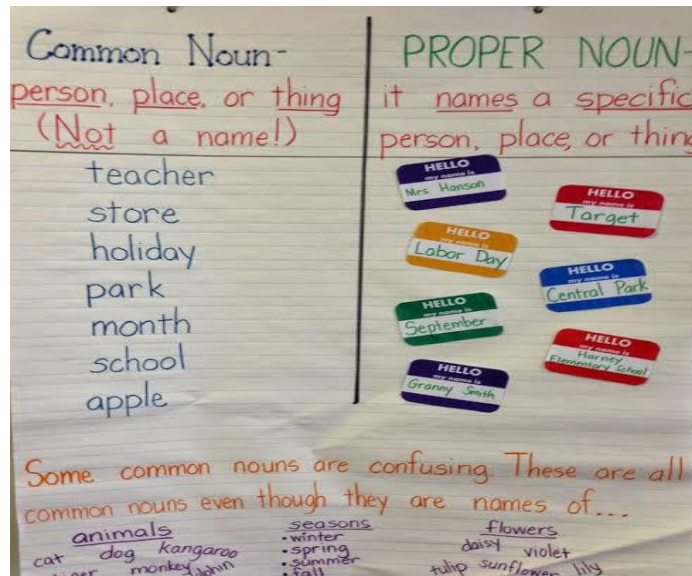
Q-5 Write the meaning of the following words:

1. sulking _____
2. waft _____
3. rumbles _____
4. jab _____
5. swirly _____
6. leaned _____
7. squiggle _____

Q7. Activity:-

A) Make a chart paper of common noun and proper noun.

For your reference-



B) Make a dictionary of your own

- Make a list of 20 new words that you see, hear or read.
- Arrange the words in alphabetical order.
- Write the meaning of these words.
- You can also paste or draw a small picture along with the meaning.

C) WRITE 8 NOUNS AND MAKE SENTENCES USING THESE NOUNS, THEN COLOUR THE SUBJECT WITH RED AND UNDERLINE THE PREDICATE WITH BLUE.

हिन्दी - कार्यपत्रिका

प्र०1 कविता विनती का कवर पृष्ठ बनाओ, कविता में आए कठिन शब्दों को लिखो और उत्तरपुस्तिका में कविता भी लिखो।

प्र०2 निम्न गद्यांश को पढ़कर प्रश्नों के उत्तर दो:

आज रानी पिकनिक पर जा रही है। वह चिड़ियाघर घूमने जा रही है। वह सभी जानवरों को देखने के लिए उत्साहित है। रानी का पसंदीदा जानवर जिराफ़ है। वह उसकी लंबी गर्दन और धब्बों से प्यार करती है। रानी को उम्मीद है कि वह आज जिराफ़ों को खाना खिला पाएगी। वह तस्वीरें लेने के लिए अपना कैमरा साथ लेकर जा रही है।

क) आज रानी कहाँ जा रही है?

उत्तर _____

ख) रानी का पसंदीदा जानवर कौन सा है?

उत्तर _____

ग) रानी को जिराफ़ के बारे में क्या पसंद है?

उत्तर _____

घ) रानी चिड़ियाघर में तस्वीरें लेने के लिए क्या ले कर जा रही है?

उत्तर _____

प्र०3 स्वर या व्यंजन से शुरू होने वाले शब्दों को वर्ग से उठाकर उनके सही स्थान पर लिखो:

राम, आकाश, किसने, परी, विवाह, सुंदर, इमली, औजार, यात्रा, सूरज, उत्तर

स्वर

व्यंजन

| स्वर | व्यंजन |
|------|--------|
| | |
| | |
| | |
| | |
| | |
| | |
| | |
| | |

प्र०4 किन्ही पाँच भाषाओं के नाम उनके राज्यों के चित्र सहित ए4 साइज़ शीट पर चिपकाओ।

प्र०5 नीचे दिये गए मुहावरों के अर्थ लिखो:

1 अँगूठा दिखाना - _____

2 नौ दो ग्यारह होना - _____

3 कमर कसना - _____

4 आँखें बदलना - _____

5 पीठ थपथपाना - _____

प्र०6 संज्ञा किसे कहते हैं? संज्ञा शब्दों के चित्र बनाकर एक चार्ट पेपर पर चिपकाओ:

प्र०7 स्वर और व्यंजन का चित्र रंगीन शीट से इस प्रकार बनाए।



प्र०8 वचन बदलो:

| एकवचन | | बहुवचन | |
|---|--------|--|-------|
|  | तितली |  | _____ |
|  | तोता |  | _____ |
|  | चूहा |  | _____ |
|  | लड़की |  | _____ |
|  | बिल्ली |  | _____ |
|  | गिलहरी |  | _____ |

प्र०9 विश्व योग दिवस योग आसन के चित्र एक चार्ट पेपर पर चिपकाए या बनाए।

प्र०10 पिता दिवस के अवसर पर अपने पिता के लिए एक कार्ड बनाए।

प्र०11 संज्ञा किसे कहते हैं? संज्ञा पर एक मॉडल बनाए।



प्र०12 निम्न चित्र को देखकर पाँच पंक्तियाँ लिखिए:

1.



प्र०13 पर्यावरण बचाओ पर एक प्रोजेक्ट बनाओ



Q1 Write the numerals for the given words.

- a) Three thousand six hundred thirty -four - _____
- b) Nine thousand seven hundred fifty -eight - _____
- c) Six thousand four hundred twenty - _____
- d) Eight thousand - _____

Q2 Counting by two's, write the numerals from:

- a) 4932 _____ _____ _____ _____ _____
- b) 8157 _____ _____ _____ _____ _____
- c) 9350 _____ _____ _____ _____ _____
- d) 6140 _____ _____ _____ _____ _____

Q3 Counting by thousand's, write the numerals from:

- a) 5849 _____ _____ _____ _____ _____
- b) 1690 _____ _____ _____ _____ _____
- c) 3285 _____ _____ _____ _____ _____
- d) 9217 _____ _____ _____ _____ _____

Q4 Write the face value of underline digits.

- a) 2376 _____ b) 9428 _____
- c) 8439 _____ d) 6235 _____

Q5 Write in expanded form.

- a) 2734 _____ + _____ + _____ + _____
- a) 8052 _____ + _____ + _____ + _____
- a) 6183 _____ + _____ + _____ + _____
- a) 9507 _____ + _____ + _____ + _____

Q6 Tick the (✓) the greatest number.

- | | | | |
|---------|------|------|------|
| a) 9087 | 5639 | 3981 | 4851 |
| b) 7201 | 8165 | 1090 | 5491 |
| c) 4992 | 5611 | 9845 | 3072 |
| d) 5126 | 1752 | 4879 | 3333 |

Q7 Circle the smallest number.

- | | | | |
|---------|------|------|------|
| a) 2085 | 8114 | 3671 | 4942 |
| b) 6201 | 6025 | 1090 | 5067 |
| c) 4562 | 1100 | 2091 | 3908 |
| d) 8976 | 1922 | 4810 | 1014 |

Q8 Fill in the blanks appropriately with >, < or =.

- | | |
|--------------------|--------------------|
| a) 1345 _____ 7298 | b) 8000 _____ 7621 |
| c) 9031 _____ 9031 | d) 3492 _____ 2081 |

Q9 Complete the table.

| Predecessor | Number | Successor |
|-------------|--------|-----------|
| | 1999 | |
| | 3487 | |
| | 6701 | |
| | 7001 | |

Q10 Write (O) for odd numbers and (E) for even numbers.

- | | |
|---------------|---------------|
| a) 2436 _____ | b) 9281 _____ |
| c) 8403 _____ | d) 2354 _____ |

Q11 Round the following:

- a) 73 to the nearest ten _____ b) 432 to the nearest hundred _____

Q12 Add the following.

| TH | H | T | O |
|----|---|---|---|
| 2 | 3 | 6 | 9 |
| 5 | 7 | 8 | 2 |
| + | 7 | 9 | 5 |

| TH | H | T | O |
|----|---|---|---|
| 7 | 9 | 6 | 3 |
| 6 | 8 | 3 | 5 |
| +2 | 9 | 7 | 8 |

| H | T | O |
|---|---|---|
| 8 | 9 | 6 |
| 5 | 7 | 8 |
| + | 8 | 3 |

Q13 Fill in the blanks.

- a) $3945 + 10 =$ _____
- b) $4092 + 1000 =$ _____
- c) 200 more than 1900 = _____
- d) 1 more than 7999 = _____
- e) $6352 - 6352 =$ _____
- f) $4999 - 0 =$ _____
- g) $10 \times 8 =$ _____
- h) $45 \times 100 =$ _____
- i) Greatest 3- digit number = _____
- j) Smallest 4 – digit number = _____

Q14 Simplify:

- a) $(4532 + 5631) - 2432 =$ _____
- b) $(8956 - 3614) + 7691 =$ _____

Q15 Subtract the following.

| TH | H | T | O |
|-----|---|---|---|
| 9 | 7 | 5 | 6 |
| - 5 | 4 | 3 | 2 |

| TH | H | T | O |
|----|---|---|---|
| 8 | 2 | 4 | 3 |
| - | 8 | 7 | 5 |

Q16 Activity

- a) Find the height of the 5 highest mountain peaks in the Himalayan Range in India. Arrange the height of these mountain peaks in ascending order in scrape file or A4 sheet.

b) Creating a project model of 4- digit numbers.



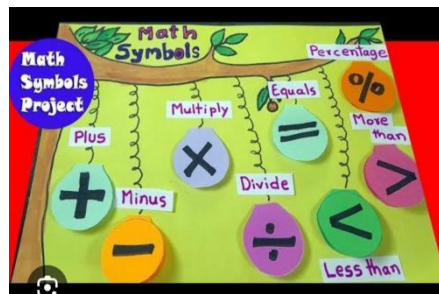

2 6 5 9

(Use flash cards from your Math kit)

Now, create as many 4-digit numbers as you can from the above given flash card and write them in words. Make the greatest and the smallest number also in scrape file or A4 sheet.

c) Write your, your siblings and your parent's birthday date in words and numbers.

d) Make different mathematical symbols on A3 sheet or a project model.



e) Create a beautiful scrap book of tables 12 to 20.

| TABLES | | | | | | | | | |
|--------|----|----|----|----|----|----|----|----|-----|
| 1 | 2 | 3 | 4 | 5 | 6 | 7 | 8 | 9 | 10 |
| 2 | 4 | 6 | 8 | 10 | 12 | 14 | 16 | 18 | 20 |
| 3 | 6 | 9 | 12 | 15 | 18 | 21 | 24 | 27 | 30 |
| 4 | 8 | 12 | 16 | 20 | 24 | 28 | 32 | 36 | 40 |
| 5 | 10 | 15 | 20 | 25 | 30 | 35 | 40 | 45 | 50 |
| 6 | 12 | 18 | 24 | 30 | 36 | 42 | 48 | 54 | 60 |
| 7 | 14 | 21 | 28 | 35 | 42 | 49 | 56 | 63 | 70 |
| 8 | 16 | 24 | 32 | 40 | 48 | 56 | 64 | 72 | 80 |
| 9 | 18 | 27 | 36 | 45 | 54 | 63 | 72 | 81 | 90 |
| 10 | 20 | 30 | 40 | 50 | 60 | 70 | 80 | 90 | 100 |

SUBJECT- EVS

Worksheet - 1

A Unscramble the given words.

1 RTAHE _____

2 LKETSNOE _____


3 RNKTU _____

4 OSNE _____

Worksheet - 2

B. Identify the living things and non-living things.

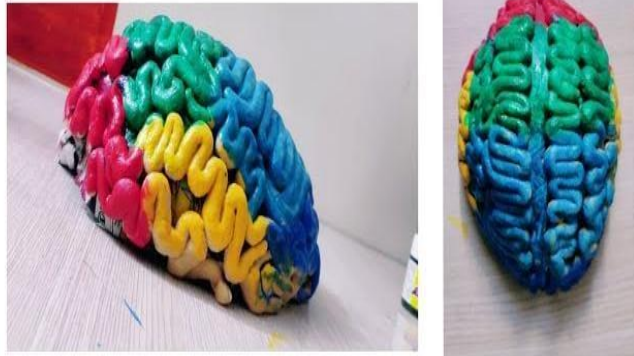
Tick (✓) the living things and cross (X) the non-living things.



Activity: (choose any one activity)

- a. Make a model of any internal parts of the body with the help of your elders.

For your reference



Human Brain Model

Or

- b. Make a model on plantation.

For your reference



Worksheet- 3

LEARNING PART

1. Write the answers for the given questions.

a. How many bones are there in a human body?

Ans. _____.

b. How do the insects breathe?

Ans. _____.

c. Name any two non-living natural things.

Ans. _____.

d) Give two examples of living and non-living things.

Ans. _____.

e) How many limbs are there in the human body?

Ans. _____.

f) Which bone supports the whole body?

Ans . _____.

g) Which internal organ controls all parts of the body?

Ans. _____.

h) Name any three sense organs?

Ans. _____.

4. Fill in the blanks with the correct answers.

1. _____ makes us feel the sense of pressure. (skin / tongue)

2. _____ supports the body. (neck / backbone)

3. The sapling grows into a _____. (young plant / tree)

4. Insects have _____ on their body for breathing. (lungs / air holes)

5. Eyes are protected by _____. (nostrils / eyelids)

READING

- Try to read at least 1 page a day. And underline the words which are difficult to read.

SUBJECT: COMPUTER

Q1. Answer the following questions:-

(i) Define hardware.

(ii) Give four examples of hardware.

(iii) What do you mean by input and output?

(iv) Write the full forms of ALU, MU, and CU.

Q2. Identify and write the names of the following devices:-



1.



2.



3.



4.











5.



6.

Q3. Look at the pictures given below. Tick mark (✓) the appropriate box.

| | | |
|--|-----------------------------------|-----------------------------------|
|  Monitor | <input type="checkbox"/> Hardware | <input type="checkbox"/> Software |
|  MS Excel | <input type="checkbox"/> Hardware | <input type="checkbox"/> Software |
|  Printer | <input type="checkbox"/> Hardware | <input type="checkbox"/> Software |
|  Tux Paint | <input type="checkbox"/> Hardware | <input type="checkbox"/> Software |
|  Pen Drive | <input type="checkbox"/> Hardware | <input type="checkbox"/> Software |
|  ZOOM App | <input type="checkbox"/> Hardware | <input type="checkbox"/> Software |
|  WINDOWS 7 | <input type="checkbox"/> Hardware | <input type="checkbox"/> Software |
|  Mouse | <input type="checkbox"/> Hardware | <input type="checkbox"/> Software |

Q4. Label the Mouse parts in the given boxes.

| | |
|---------------------|--------------------|
| Body | Right Click |
| Scroll Wheel | Left Click |



Activity: - Make the computer system model with the help of thermocol or cardboard.

Diagram: - Draw parts of computer and label its parts in your computer notebook.

Chart paper:- Collect the pictures of computer hardware and software from old magazines and newspapers and paste them on a chart paper.

.....

Note-

- i. Holiday Homework needs to be done in neat handwriting.
- ii. Activities should be presented beautifully with excellent creativity.
- iii. Holiday Homework is mandatory to be done by all the students within the stipulated time.
- iv. Students who won't be able to take out the print out of the Holiday Homework can do it in the **holiday homework notebook** only by mentioning the correct question no. and writing the answers.
- v. Holiday Homework will be evaluated in overall result.

A tropical beach scene with palm trees, a starfish, and sunglasses on a beach towel. The background is a soft-focus view of a beach with palm trees and a blue sky. In the foreground, a large, textured, golden-brown starfish is partially buried in the sand. To its right, a pair of red sunglasses with dark lenses is resting on a bright blue, textured beach towel. The overall atmosphere is bright and summery.

**Here's to a summer
vacation that's a time for
making memories, trying
new things, and embracing
new experiences that
enrich your life.**