



Lady Florence

C O N V E N T S C H O O L

(Affiliated to CBSE)

GRADE 2 HOLIDAY HOMEWORK

SESSION: 2024-25

NAME: _____





Dear Parents,

Holidays are special breaks from our everyday schedules, and we all eagerly await them. Finally, the much-awaited summer vacations are here! The hot, windy days of April and May make us all excited for this long break, a time to relax and have fun.

It's a great time for you to cherish the little joys of your child. It's important to limit screen time and supervise the channels your child watches. Provide valuable guidance and spend quality time with them. Make these holidays memorable by creating a nurturing and stimulating environment at home that is full of fun, excitement, and learning. Here are a few suggestions for parents:

- Engage in meaningful conversations every day.
- Read a variety of storybooks.
- Assign small household responsibilities to help them become independent.
- Teach them the importance of moral values in their lives.
- Participate in various indoor games with them.

While it's crucial to take breaks and have fun, it's equally important to keep learning. Find a balance between work and play, and let your child grow along the way.

The objective of holiday homework is to empower our students to work independently and enhance their academic abilities. Please take note:

- Prepare a systematic timetable and follow it religiously from the very first day.
- Allow them to complete their homework on their own under your guidance.
- Remember to capture the fun moments while engaging in the given activities and paste the corresponding pictures in your album!.
- Encourage them to dedicate some time each day to writing one page of English in a separate notebook to enhance their handwriting skills.
- Encourage them to choose two new words from their daily conversations and write them down in their notebook.

"Great Communication begins with Connection."

Dear Parents,

Summer vacations is the most appropriate time to develop a wonderful bond with the child and enhance the speaking skills of the child along with basic mannerisms. Encourage your ward to use the following statements in daily conversations

- Greet elders by saying Good Morning/ Good Evening
- May I go out to play?
- Can I invite my friends to spend the evening together?
- Hello papa, how are you feeling today?
- Mumma, how can I help you in household work?
- What did you do over the weekend?
- Say SORRY - When you make a mistake or accidentally hurt someone's feelings.
- Say THANK YOU - When someone does something kind or helpful for you.
- When someone gives you a gift or does something thoughtful.

FAMILY TIME ACTIVITY - Sing in the car during the trip.

Use trips in the car as opportunities to sing together and to teach the children new songs. Even if you can't sing in tune the kids will still love singing with you.

What you need: - Time in the Car

What to Do: So often, time in the car with children turns into squabble time on the back seat. Singing is great for Language development, for developing children's sense of rhythm and for developing their memories. Begin with simple nursery rhymes with your younger child and then sing some of the songs they are learning at School.

FUN FACT

Where Does Chewing Gum Come From?

The native people of the Yucatán Peninsula in Mexico chewed the first gum. It was tasteless rubber and was made by boiling down and hardening the white sap, called chicle, of the sapodilla tree. Later this practice spread to the United States, where gum was chewed as early as 1864. With the addition of flavouring and fragrance, chewing gum became popular around the world.

WORLD ENVIRONMENT DAY



Instructions to follow:

- 1) Save the shell of Coconut for your Environment day activity.
- 2) Guardians will help you cut it into half.
- 3) Fill it up with soil, sow your favourite seeds, Soya bean/chickpea/wildflower/red chilli/garlic into it.
- 4) Water it daily and watch it grow.
- 5) Do not forget to give it a name of your choice.

FATHER'S DAY

Celebrate Father's Day by making your dad feel special! You can bake a special cake together. Spending quality time and showing appreciation are the best gifts you can give. Don't forget to give him a big hug and tell him how much you love him! Follow the simple recipe to make a delicious treat he'll love.

Biscuit Cake

Ingredients needed: Marie biscuits, sugar, butter, milk, chocolate sauce to garnish.

Recipe:

- * Blend 10 Marie biscuits in a grinder to get a fine powder.
- * In a bowl, add powdered biscuits, chocolate sauce to your liking, half cup milk, 4- 5 tablespoons of sugar and 2 tablespoons of butter. Mix these ingredients well with a whisker.

- * Put this mixture in a baking tray and let it sit.
- * Deep freeze it for 20 to 25 minutes and then transfer it to the refrigerator for about one hour or so.
- * Cut it into pieces, sprinkle some powdered sugar and serve cold.

TAKE PICTURES WITH YOUR FATHER WHILE DOING THE ACTIVITY.



YOGA DAY

Yoga Day is the perfect opportunity to have fun while getting healthy. Let's explore some exciting ways you can enjoy yoga and become strong, flexible, and creative!

So, on Yoga Day, let's celebrate by moving, stretching, and breathing together. Enjoy expressing yourself through yoga! Try out some playful animal poses like Kite, Water fall, Rag Doll, Wind Mill , Cobra and Chair to add an extra layer of fun to your practice.

KITE



WATER FALL



RAG DOLL.



WIND MILL



CHAIR



COBRA




Click the pictures and paste in your scrap book.

PROJECT WORK

Create a Piggy Bank and a Land transport model using best out of waste materials. This can be a fun and eco-friendly project. Here are some ideas and resources for inspiration.



CAR



RACING CAR



PIGGY BANK

RESOURCES - <https://pin.it/r0Zyak4wV> - CART

<https://pin.it/4aNBIDYkX> - TANK

ENGLISH

Unseen passage –

1. Read this passage carefully.

Aarti is Manu's best friend. She is getting ready to go to Manu's birthday party in the evening. She bought a big book of stories as a birthday gift for Manu. Aarti wants to wrap it in red paper. She knows that red is Manu's favourite colour. She can't find any red paper. Aarti looks sadly at her mother. Mother told her to wrap the gift in her red scarf. Aarti was delighted!



Now answer the following questions from the above passage:

a. Who is Manu's best friend?

b. Where is Aarti going in the evening?

c. What gift did Aarti buy for Manu?

d. Which is Manu's favourite colour?

e. Change the gender of the following. Choose the word from the passage:

Father: _____

f. Choose any one common and one proper noun from the passage.

Common Noun: _____ Proper Noun: _____

PICTURE DESCRIPTION

Describe the above picture with the help of clue words.

(Birds, boat, sun, kite, girls, boys)



ENGLISH LITERATURE

(1) Write the meaning and make the sentences for the given word.

a. fun: _____

b. shiny _____

c. dash _____

d. wagging _____

(2) Answer the following questions from your text books.

a. Name the qualities for which papa gives Pranav full marks?

b. Why do you think Miss Rima calls Pranav a good boy?

c. Who gives Charu the idea to sing on Annual Day?

d. What does Rocky and his friends loves to do?

ENGLISH GRAMMAR

(1) Change the Gender:

Male	Female	Male	Female
Uncle		Grandfather	
Brother		Prince	
Father		Boy	
Son		Cow	
King		Peacock	
Duck		Tiger	

(2) Change the following words from singular into plural.

a. Tax _____

b. Chilly _____

c. Wife _____

c. Peach _____

d. Key _____

d. Foot _____

e. City _____

e. River _____

(3) Underline the common noun and circle the proper noun.

a. Hockey is my favourite sport.

b. India is a big country.

c. The Nile is the largest river.

d. Akbar was a great king.

e. Mr Mehta is a kind man.

(4) Read these sentences and write S for statement or Q for questions in the blanks.

- a. How old are you _____
- b. My sister writes with a red pen _____
- c. Who is singing _____
- d. The baby is crying loudly _____

(5) Rearrange the following words to make meaningful sentences.

- a. are They rope jumping

- b. see I read a cap

- c. is Who on the sleeping bed

- d. you sport like do

(6) Arrange these words in alphabetical order.

- a. green yellow red black pink











- b. foot knee toe hip chin

- c. tip top turn tap tear

(7) Fill in the blanks with appropriate collective nouns used for the following given pictures. Clues are given in the hint box:

Hint box

flock, caravan, pride, school, swarm,
pack, litter, army, herd, brood

<p>1. Ants  _____</p>	<p>6. Fish  _____</p>
<p>2. Cows  _____</p>	<p>7. Bees  _____</p>
<p>3. Chickens  _____</p>	<p>8. Sheep  _____</p>
<p>4. Wolves  _____</p>	<p>9. Lions  _____</p>
<p>5. Kittens  _____</p>	<p>10. Camels  _____</p>

6. ACTIVITY

(1) Choose any story book from the list given below and read it during your summer vacation.

Suggested books:

- Beauty and the Beast
- Hansel and Gretel
- The Little Mermaid
- The Monkey and the String of Pearls
- Snow White and the Seven Dwarf

(2) Choose your favourite amongst them and answer the following.

1. Name of the book _____
2. Name of the author _____
3. I like the book because _____
4. The story is about _____
5. My favourite character of the story _____

7. Make a beautiful project related to common noun and proper noun. Some of the ideas are given below.



*** Revise full PT-1 Syllabus**

हिंदी (खंड- क)

प्रश्न.1 नीचे दिए गए गद्यांश को पढ़कर निम्न प्रश्नों के उत्तर दीजिए:-

पम्पा नगर में एक भुदिमान व्यक्ति रहता था। उसका नाम कमल था। उस नगर में एक बन्दर आ गया था बंदत बहुत शरारती था। वह नगर के लोगो को परेशान करता था। वह लोगो के कपडे बर्तन खाना आदि ले कर भाग जाता था। सोहन ने बन्दर को सबक सिखने की सोची ।



दिए गए गद्यांश को पढ़कर पूछे गए प्रश्नों के उत्तर लिखिए:-

प्रश्न.1 पम्पा नगर में कौन बुद्धिमान व्यक्ति रहता था ?

उत्तर: _____

प्रश्न.2 पम्पा नगर में कौन आ गया ?

उत्तर: _____

प्रश्न.3 बंदर क्या लेकर भाग जाता था ?

उत्तर: _____

प्रश्न.4 दिए गए गद्यांश में से नीचे दी गई मात्रा के कोई दो दो शब्द लिखिए

उत्तर: इ _____

ए _____

प्रश्न. 2 नीचे दिए गए चित्र को देखकर पांच पंक्तियाँ लिखिए:-



प्रश्न.3 मेरा विद्यालय विषय पर पांच पंक्तियाँ लिखिए:-

प्रश्न.4 निम्नलिखित शब्दों के समानार्थी शब्द लिखिए :

दुनिया -----

किताब -----

बाग -----

खाना -----

घर -----

बादल -----

प्रश्न.5 निम्नलिखित शब्दों के समान तुक वाले शब्द लिखिए :-

जैसा -----

दानव -----

घर -----

कवि -----

पानी -----

प्रश्न.6 निम्नलिखित शब्दों को शुद्ध करके लिखिए :-

महातमा -----

उपदेस -----

नमर -----

रम -----

व्यपरी -----

प्रश्न.7 निम्नलिखित शब्दों को देखकर उनके विलोम शब्द लिखिए:-

उल्टा _____

आगे _____

आना _____

पाप _____

इधर _____

प्रश्न.8 :- निम्नलिखित शब्दों के बहुवचन रूप लिखिए :-

लड़का _____

जूता _____

केला _____

रात _____

कपड़ा _____

पौधा _____

प्रश्न.9 निम्नलिखित वाक्यों में संज्ञा शब्दों को रेखांकित कीजिए :-

क) बगीचे में हरियाली है।

ख) राजा बैठा है।

ग) राधा सुंदर गाती है।

घ) तितली उड़ गई।

ड) यह मेज सुंदर है।

(खड़ -ख)

प्रश्न.10 निम्नलिखित शब्दों के अर्थ लिखिए :-

चरण _____

नम्र _____

संसार _____

महान _____

अतिथि _____

भाग्य _____

प्रश्न.11 निम्नलिखित शब्दों से वाक्य निर्माण कीजिए :

वरदान :

भगवान:

सपना:

विद्यालय:

पुस्तक:

बादल:

सुंदर :

रचनात्मक कार्य

1. वृक्षों के महत्व के बारे में लिखें और किन्ही पांच पेड़ पौधों के पत्ते लगाकर उनके नाम स्क्रेपबुक में लिखिए ।
2. हिंदी सुलेख पुस्तक की पृष्ठ संख्या 15 से 30 तक पुस्तक में कीजिए।

**MATH
WORKSHEET-1**

Q1. Given below are the numbers from 21 to 31.

21, 22, 23, 24, 25, 26, 27, 28, 29, 30, 31

i. Encircle every fifth number starting from 21.

ii. Which number is the 7th in the sequence starting from 21?

Q2. Write the numbers in numerals:

i. Twenty nine: _____

ii. 7 hundreds 2 tens and three: _____

Q3. How many digits are there in the following numbers? Write complete word:

i. 10 : _____

ii. 1000: _____

iii. 999 : _____

Q4. Find the number obtained by adding one (1) to each of the following.

i. 99 _____

ii. 1000 _____

iii. 101 _____

Q5. Write the expanded form of the following.

i. 579 _____

ii. 974 _____

Q6. Put the appropriate sign > or < in between the two given numbers:

i. 789 _____ 987

ii. 999 _____ 99

Q7. Add the following numbers:

$$\begin{array}{r} \text{(i)} \quad 85 \\ + 14 \\ \hline \\ \hline \end{array}$$

$$\begin{array}{r} \text{(ii)} \quad 385 \\ + 534 \\ \hline \\ \hline \end{array}$$

$$\begin{array}{r} \text{(iii)} \quad 84 \\ + 89 \\ \hline \\ \hline \end{array}$$

WORKSHEET-2

Q1. Find the sum.

i) $887 + 965 =$ _____

ii) $268 + 956 =$ _____

iii) $74 + 267 =$ _____

iv) $482 + 658 =$ _____

v) $773 + 389 =$ _____

vi) $624 + 498 =$ _____

Q2. Find the product of the following numbers:

i. $6 \times 5 =$ _____

ii. $5 \times 5 =$ _____

iii. $7 \times 5 =$ _____

iv. $8 \times 5 =$ _____

v. $1 \times 5 =$ _____

vi. $2 \times 5 =$ _____

vii. $2 \times 10 =$ _____

viii. $4 \times 10 =$ _____

ix. $6 \times 10 =$ _____

x. $7 \times 10 =$ _____

Q3. Find the difference in the following numbers.

$\begin{array}{r} \overset{6}{7} \overset{9}{0} \overset{14}{4} \\ -2 \ 5 \ 6 \\ \hline 4 \ 4 \ 8 \end{array}$	$\begin{array}{r} 3 \ 4 \ 1 \\ -1 \ 6 \ 3 \\ \hline \end{array}$	$\begin{array}{r} 6 \ 3 \ 5 \\ -2 \ 4 \ 7 \\ \hline \end{array}$
$\begin{array}{r} 6 \ 0 \ 7 \\ -3 \ 7 \ 9 \\ \hline \end{array}$	$\begin{array}{r} 8 \ 0 \ 3 \\ -4 \ 5 \ 6 \\ \hline \end{array}$	$\begin{array}{r} 9 \ 0 \ 4 \\ -4 \ 9 \ 5 \\ \hline \end{array}$
$\begin{array}{r} 5 \ 1 \ 0 \\ -3 \ 7 \ 3 \\ \hline \end{array}$	$\begin{array}{r} 5 \ 3 \ 1 \\ -3 \ 6 \ 7 \\ \hline \end{array}$	$\begin{array}{r} 9 \ 6 \ 2 \\ -3 \ 8 \ 9 \\ \hline \end{array}$
$\begin{array}{r} 7 \ 4 \ 5 \\ -4 \ 6 \ 7 \\ \hline \end{array}$	$\begin{array}{r} 8 \ 2 \ 3 \\ -6 \ 4 \ 5 \\ \hline \end{array}$	$\begin{array}{r} 5 \ 5 \ 5 \\ -4 \ 8 \ 7 \\ \hline \end{array}$
$\begin{array}{r} 4 \ 1 \ 0 \\ -3 \ 6 \ 2 \\ \hline \end{array}$	$\begin{array}{r} 9 \ 2 \ 6 \\ -8 \ 9 \ 5 \\ \hline \end{array}$	$\begin{array}{r} 5 \ 6 \ 8 \\ -1 \ 2 \ 9 \\ \hline \end{array}$

Q5. Identify the place value of the underlined digit in each of the given numbers.

154 _____

447 _____

345 _____

897 _____

647 _____

254 _____

541 _____

347 _____

$$\underline{8}55 \quad \underline{\quad}$$

$$\underline{5}42 \quad \underline{\quad}$$

$$3\underline{6}6 \quad \underline{\quad}$$

$$15\underline{4} \quad \underline{\quad}$$

WORKSHEET -3

Q1. Find the missing numbers.

i. $677 - \underline{\hspace{2cm}} = 675$

ii. $855 - \underline{\hspace{2cm}} = 855$

iii. $\underline{\hspace{2cm}} - 1 = 998$

iv. $655 + \underline{\hspace{2cm}} = 655$

v. $200 + 50 = \underline{\hspace{2cm}}$

vi. $\underline{\hspace{2cm}} - 244 = 0$

Q2. Write the following numbers in words.

i. 78 _____

ii. 52 _____

iii. 502 _____

iv. 798 _____

v. 105 _____

Worksheet-4

Q1. Write the following numbers in ascending/increasing order.

i. 48, 75, 32, 68, 48, 58

ii. 72, 84, 43, 100, 32, 99

Q2. Write in decreasing order.

i. 92, 48, 85, 62, 39, 100

ii. 14, 98, 76, 85, 45, 68

Q3. Look at the numbers carefully and add > or < sign appropriately in the blank space.

i. $60+7$ _____ 48

ii. $33 + 1$ _____ 27

iii. $46+2$ _____ 53

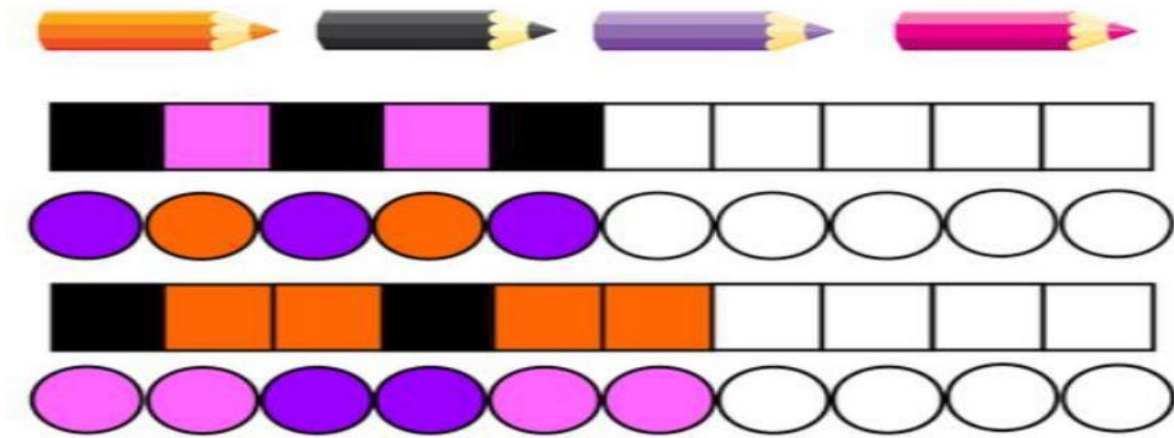
iv. 88 _____ $82 - 2$

v. 74 _____ 99

vi. $11+4$ _____ $6+11$

Q4. Learn tables of 2 to 12 and write them in your rough notebook.

ACTIVITY (1)
MATHEMATICS MAGICAL FUN!!!!



Activity; Prepare atleast two patterns on any of the below given format.

- i) Picture pattern
- ii) Number pattern
- iii) Shape pattern
- iv) Colour pattern

ACTIVITY (2)

FAMILY BIRTHDAYS



In a scrapbook, record the birthdays of your family members in ascending order of age. That means start with the youngest member. Also, include pictures of each family member.



ACTIVITY (3)

Draw any 4 shapes in your scrap book and write their names.

Note:-

- I. Practice of chapter-1 ,2, 3 and 4 in rough notebook.
- II. Revise full syllabus of P.T 1

E.V.S

WORKSHEET-1

ACTIVITY RELATED TO ACADEMICS


ACTIVITY – 1

- Paste pictures of healthy and unhealthy food on a Chart paper creatively. An example has been given below for your reference.



ACTIVITY – 2

- Identify the different types of houses.



ACTIVITY – 3

Write 5 lines on 'My House' also mention the kind of house you live in

1 _____

2 _____

3 _____

4 _____

5 _____

WORKSHEET-2

Activity 1:

- Create a model of a plant life cycle that includes its various stages.

**(Roll no.01 to 12)
For your reference**



➤ Make a model on Kuccha house. **(Roll no.13 to 24)**

For your reference



➤ Make a model of Pucca house. **(Roll no. 25 to 36)**

For your reference



Worksheet- 3

Make your own balanced diet chart.

- Plan your menu for breakfast, lunch, and dinner for one week in your scrapbook.

For the reference:

DAYS	BREAKFAST	LUNCH	DINNER
DAY-1			
DAY-2			
DAY-3			
DAY-4			
DAY-5			
DAY-6			
DAY-7			

LEARNING PART

A. Write the answers for the given questions from the text book.

1. What helps us to grow?

Ans. _____

2. How does the heart help us?

Ans. _____

3. What is a balance diet?

Ans. _____

4. Give any two examples of temporary house?

Ans. _____

5. Where do the Gypsies live?

Ans. _____

6. Why do we need food?

Ans. _____

7. What is pucca house?

Ans. _____

8. Name any four food items you like the most?

Ans. _____

B. Fill in the blanks with the correct answer.

1. This is the way we _____ up. (grow/crawl)

2. Food gives us _____ to work. (love/energy)

3. _____ gives shapes to our body. (muscles/bones)

4. _____ is situated in the middle of the chest.(lungs/heart)

5. A good house has _____ for fresh air and sunlight. (window/door)

• Revise full syllabus of P.T-1

COMPUTER

Q1. Answer the following questions.

Write the names of any two places where computers are used.

1. Name any two output devices.

2. Look at the pictures and write what each of them are doing on the computer.

Q2. Look at the pictures and write what are they doing on a computer?



A.

.....



B.


.....



C.

.....

Q3. Write the names of the objects given below.



Activity 1 :

Collect pictures of different parts of Computer - Keyboard, Mouse, CPU, Printer etc. and paste it in your scarp book.

Activity 2 :

Diagram: Draw the parts of computer and label it on A3 size sheet.

Activity 3 :

Scrapbook: Collect the pictures of places where computers are used, from old magazines and newspapers and paste them in a scrap book.

Note-

- i. Holiday Homework needs to be done in neat handwriting.
- ii. Activities should be presented beautifully with excellent creativity.
- iii. Holiday Homework is mandatory to be done by all the students within the stipulated time.
- iv. Students who won't be able to take out the print out of the Holiday Homework can do it in the *holiday homework notebook* only by mentioning the correct question no. and writing the answers.
- v. Holiday Homework will be evaluated in overall result.

*School will Reopen on: -8th July
2024*

Have fun and be safe!

A tropical beach scene with palm trees, a starfish, and sunglasses on a beach towel. The background is a bright, sunny beach with a blue sky and white clouds. In the foreground, a large, light brown starfish is on the sand. To its right, a pair of pink sunglasses is resting on a blue beach towel. The entire image is framed by a decorative border of small yellow stars.

**Here's to a summer
vacation that's a time for
making memories, trying
new things, and embracing
new experiences that
enrich your life.**