


**LADY FLORENCE CONVENT SCHOOL**  
**SUMMER HOLIDAY HOME WORK**  
**SESSION -2022 -23**  
**CLASS-LKG**



Summer is the time for watermelon, mango,  
popsicles, picnic, pool, lemonade, sunshine,  
cherries, road trips and sea shells.

Have a happy

**Summer Vacation!**

Stay safe & Enjoy!

Holidays starts from:15<sup>th</sup> May,2022

Holidays Ends on : 2<sup>nd</sup> July,2022

School reopens on:4<sup>th</sup> July,2022

Name: \_\_\_\_\_

**Dear Parent,** Children are born with natural curiosity and inquisitiveness about the world around them. It is important for us to help them keep this spark alive and to make learning fun. Summer Vacation is just round the corner, let every moment of this vacation be a time to unite, connect and enjoy beautiful moments with your child.

**Here are some activities given to help your child become independent and confident:-**

### **Independent Me**

- Buttoning and Unbuttoning
- Hanging school bags
- Keeping belongings back in their place
- Filling the water bottles
- Keeping room clean and well-organized
- Opening and closing tiffin box

### **Alone we can do so little; together we can do so much. (Social Skills)**

- Wish your elders with a smile
- Go outdoors and play with your friends
- Share things with your friends
- Use magical words: Sorry, Please, Excuse Me, Thank You
- Wish 'Good Morning and 'Good Night' to their parents and elders.
- Learn his/her parent's mobile numbers.

### **One, who maintains cleanliness, keeps away diseases. (Personal Hygiene)**

- Brushing teeth twice a day.
- Combing hair regularly
- Bathing everyday
- Washing hands before and after meals.
- Trimming nails regularly.

Healthy eating habits are more likely to stay with you if learn them as a child. That's why it's important to teach children healthy eating habits so that they can stick with these habits for life long and that will help them to avoid developing chronic diseases.


### **Developing Motor Skills**

**Gross Motor Skills** helps child gain strength and confidence in his/her body. Do activities like catching a ball, balancing, moving like an animal, cycling, jumping on a trampoline, hopping on one foot etc.

**Fine Motor Skills** involve the use of the small muscles that control the hand, fingers and thumb. Activities like buttoning and zipping clothes, colouring, clay moulding, building with legos and blocks, beading etc. helps to build a child's self-esteem and confidence.

### **Nurture the Nature**

- Water the plants at home.
- Learn names of five plants.
- Soak any seed available at home for 24 hours. Observe the changes in size, colour, texture. This will help your child to know how the seed germinates.



Worksheet-2

Write the first letter of the given pictures.



\_\_\_\_\_




\_\_\_\_\_



\_\_\_\_\_



\_\_\_\_\_



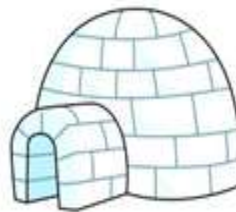
\_\_\_\_\_



\_\_\_\_\_



\_\_\_\_\_



\_\_\_\_\_



\_\_\_\_\_










\_\_\_\_\_








### Worksheet-3

Count how many objects are there and choose the correct number.

	<b>3</b>	<b>8</b>
	<b>5</b>	<b>6</b>
	<b>2</b>	<b>5</b>
	<b>10</b>	<b>4</b>
	<b>8</b>	<b>6</b>
	<b>1</b>	<b>10</b>
	<b>3</b>	<b>7</b>
	<b>1</b>	<b>10</b>

Worksheet-4

Read the numbers and select the correct number of objects.

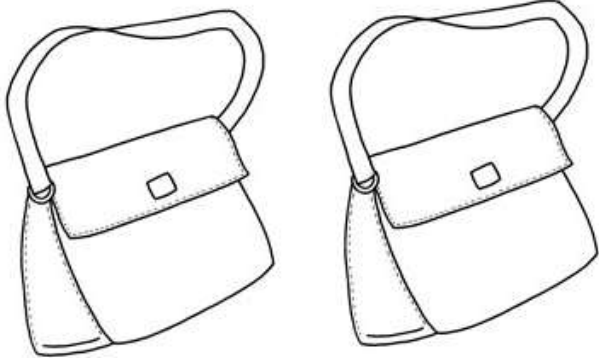
<p>3</p>	
<p>1</p>	
<p>4</p>	
<p>2</p>	
<p>5</p>	

Worksheet-5


Concept: Left & Right

Look at the pictures and follow the instructions.


Colour the bag on the right




Colour the rocket on the left




Colour the bird on the right




Colour the doll on the left



Colour the balloon on the left




Colour the buggy on the right



## Worksheet-6


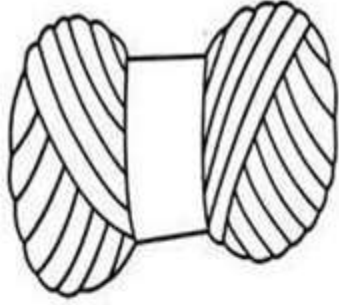
Circle all the triangle shape objects.



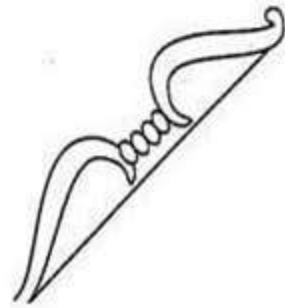
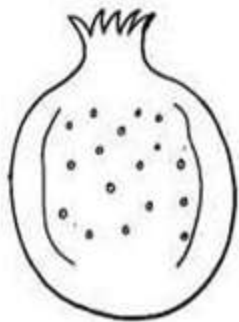



कार्यपत्रिका-7

चित्र देखकर सही स्वर से मिलान करो । चित्रों में रंग भरो ।

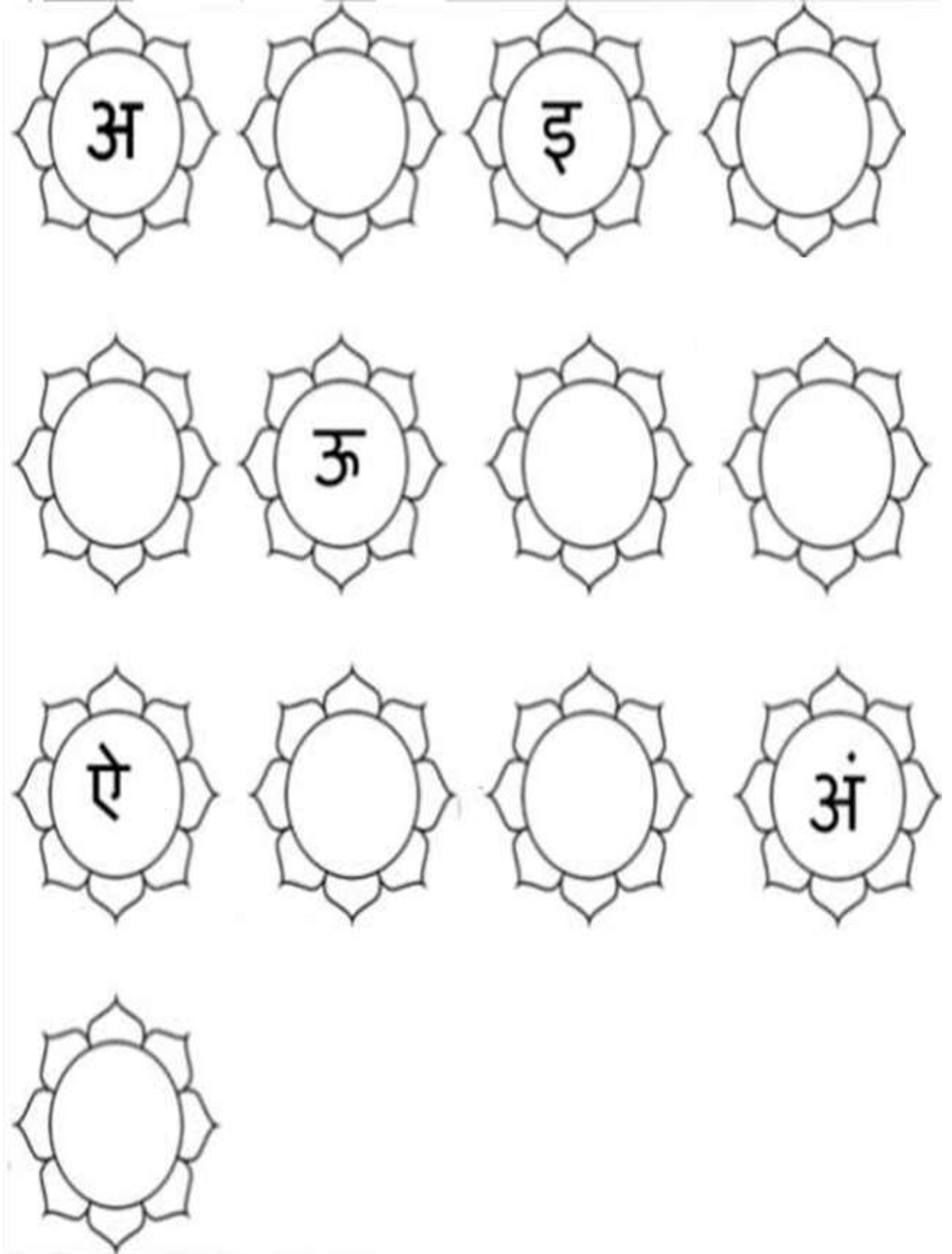


ऊ  
क इ  
आ च ओ  
ध अ  
उ ई



कार्यपत्रिका-8

रिक्त स्थानों की पूर्ति करो ।



## YUMMY FOR TUMMY

(1) Get creative and make a table mat on an A-4 size pastel sheet. Write your ward's name using water colour, crayons etc. printing in the center and paste pictures of food articles/items which he/she loves around it. Get it laminated.

Example: As shown below



(2) Make a beautiful craft item on the occasion of Father's Day(21-06-2020) and gift it to your father. ( for craft ,take help from the given link)

<https://youtu.be/JRQ-oCfQ8ZA>

<https://youtu.be/vRNF1MWHFBQ>

<https://youtu.be/XKC68Y7PVeU>

(3) PAPER BAG Help your child to make an attractive handmade bag with old newspaper or magazine. Decorate it and write the name of your child. Put all the holiday homework in it and submit the same on the first day when school reopens. Activities should be done under parent's supervision.

### Topic – Health & Wellness Activity

Summers drain the energy; this will boost up the level and help fight dehydration.

Water infused with a variety of ingredients including mint, ginger, lemon wedges, cucumber, watermelon, apple slices, orange, strawberry, cloves, cardamom, cinnamon, cumin seeds, fennel seeds, etc.



Infused water, lemon juice, herbal teas, etc. can be had with a little bit of salt, to improve the taste and balance the lost salts and minerals from the body.

**Kids** create your own name initials by simple cardboard, scissors, glue, decorative cloth or paper pieces, sparkle and ribbon. Parents supervision required.



Note: Write 10 pages of letters Aa & Bb in cursive in a rough note book.

Write 10 pages for Hindi swar in 5 lines N.B.

Read stories and learn rhymes from Book-1