


LADY FLORENCE CONVENT SCHOOL
SUMMER HOLIDAY HOME WORK
SESSION -2022 -23
CLASS-I



Summer is the time for watermelon, mango,
popsicles, picnic, pool, lemonade, sunshine,
cherries, road trips and sea shells.

Have a happy

Summer Vacation!

Stay safe & Enjoy!

Holidays starts from:23rd May,2022

Holidays Ends on : 2nd July,2022

School reopens on:4th July,2022

Name: _____

“Let’s learn to sing the song of confidence and record the passion for a memory”



Be Reflective – Follow Them:

Instructions to be followed

Complete your work with honesty & neatness.

Use a place with good light, low temperature & proper sitting to accomplish your task.

Use separate notebooks for each subject.

***Always keep a dictionary near you*.**

Writing is important so complete a page daily in a separate note book. (both English & hindi)

Enrich yourself with new words & resources.

It's hot outside so inculcate laughter physical activities in your daily schedule.

Practice Mindfulness, calming yoga, simple breathing exercises & laughter therapies at home.

Make a *Mirror friend*

Sing songs & *practice humming* for better vocals.

Sanitize your place & your things before using them.

Read a story to your younger brothers & sisters.

Learn one vocational skill in these holidays.

Try to talk in English with your parents, neighbours & friends.

Say a good night prayer with your parents.

Clean the work area after completing the activity.

Look at the clock and observe the changes in timings and try to read the time.

Keep God before everything & share your dreams with him.

Plant a tree and give water to it daily.

Put water and some grains for the birds outside.

Save water and electricity.

Segregate kitchen waste as dry and wet garbage.

***Everyday remembers to tell them this one line- Thank you Mumma thank you papa for everything*.**

Remember your holiday homework is marked & consist of grades so do your best.








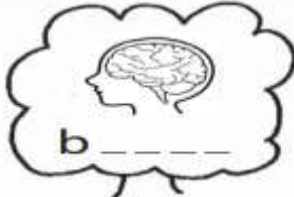

Submit the homework once the school reopens. Do the holiday homework in separate notebook or beautiful handmade folders.

Be healthy, joyful & knowledgeable!








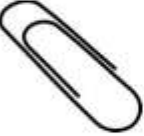


English

A. Fill in the blanks with the suitable diagraph and colour the picture.

ai ee ie oa

 t _ _ _	 p _ _	 t _ _ _
 _ _ _	 _ _ _	 _ _ _
 _ _ _	 b _ _ _	 _ _ _

B. Choose the correct blend to complete the words.

	<input type="checkbox"/>	ed		<input type="checkbox"/>	eep
	<input type="checkbox"/>	ub		<input type="checkbox"/>	ag
	<input type="checkbox"/>	ock		<input type="checkbox"/>	us
	<input type="checkbox"/>	ad		<input type="checkbox"/>	ip
	<input type="checkbox"/>	ug		<input type="checkbox"/>	ove

pl	cl	sl	cl	pl
sl	cl	gl	gl	fl

C. Fill in the blanks with the underlined letters given below to new words.

oo

1. oom
2. t_____l
3. p_____l
4. st_____l
5. br_____m

ang

1. ang
2. s_____
3. r_____
4. h_____
5. g_____

th

1. ths
2. _____at
3. _____ese
4. _____ose
5. _____ere

wh

1. whp
2. _____en
3. _____ere
4. _____y
5. _____at

ing

1. ing
2. r_____
3. str_____
4. br_____
5. k_____

ch

1. chck
2. _____ain
3. _____alk
4. _____irp
5. _____at

Noun

A noun is the name of a person, animal, place or a thing.



Put the nouns into the correct box.

tiger teacher shop book doctor
pen beach elephant school dog
boy bag computer park dad
cat



Person



Animal



Place



Thing

Maths

ASSIGNMENT - 1

Q1. What comes after, before and between.

7 ___ ___ 8 3 ___ 5
9 ___ ___ 10 8 ___ 10
12 ___ ___ 20 13 ___ 15

Q2. Put the sign $>$, $<$, $=$

7 ___ 4 11 ___ 14
3 ___ 9 20 ___ 21
4 ___ 4 12 ___ 12

Q3. Write in words.

5 - _____
8 - _____
12 - _____
14 - _____

Q4. Tick the biggest number.

- a) 7, 8, 3
b) 12, 14, 11

Q5. Use the number strip to add the following.

$3 + 4 =$ _____ $7 + 2 =$ _____
 $3 + 3 =$ _____ $4 + 4 =$ _____

Q6. Write the following in tens and ones.

12 - _____
17 - _____
18 - _____

Q7. Write in increasing order.

- a) 1,4,2,3,0,5

Ans. _____

- b) 3,7,8,9,2,1

Ans. _____

Q8. Subtraction

- a) $7 - 4 =$ _____
b) $8 - 5 =$ _____
c) $9 - 2 =$ _____

Q9. Dodging table.

- a) $3 \times 2 =$ _____
b) $4 \times 4 =$ _____
c) $2 \times 9 =$ _____
d) $3 \times 7 =$ _____

Q10. 1 day _____ hours

ASSIGNMENT - 2

1. Write down the next number.

8,9,10,11,12 ____, ____

a)13,14 b) 16,17

2. I have 10 bananas. I eat 3 of them. How many are left?

a) 8 b) 7

3. How many days are there in a week?

a) 7 b) 12

4. 3 tens + _____ ones = 38

a) 4 b) 8

5. 3 rupees + 5 rupees = _____

a) 8 b)7

6. How many letters are there in the word School?

a) 5 b)6

7. Name the tenth month of the year.

a) October b) September

8. Write the number 20 - _____ = 13

a) 6 b) 7

9. From 10 subtract 8?

a) 2 b)3















10. Which is the correct spelling of 14?

a) Forteen b) Fourteen

Activity

A. Count each object in the picture and write its numeral and number name. Colour the picture.



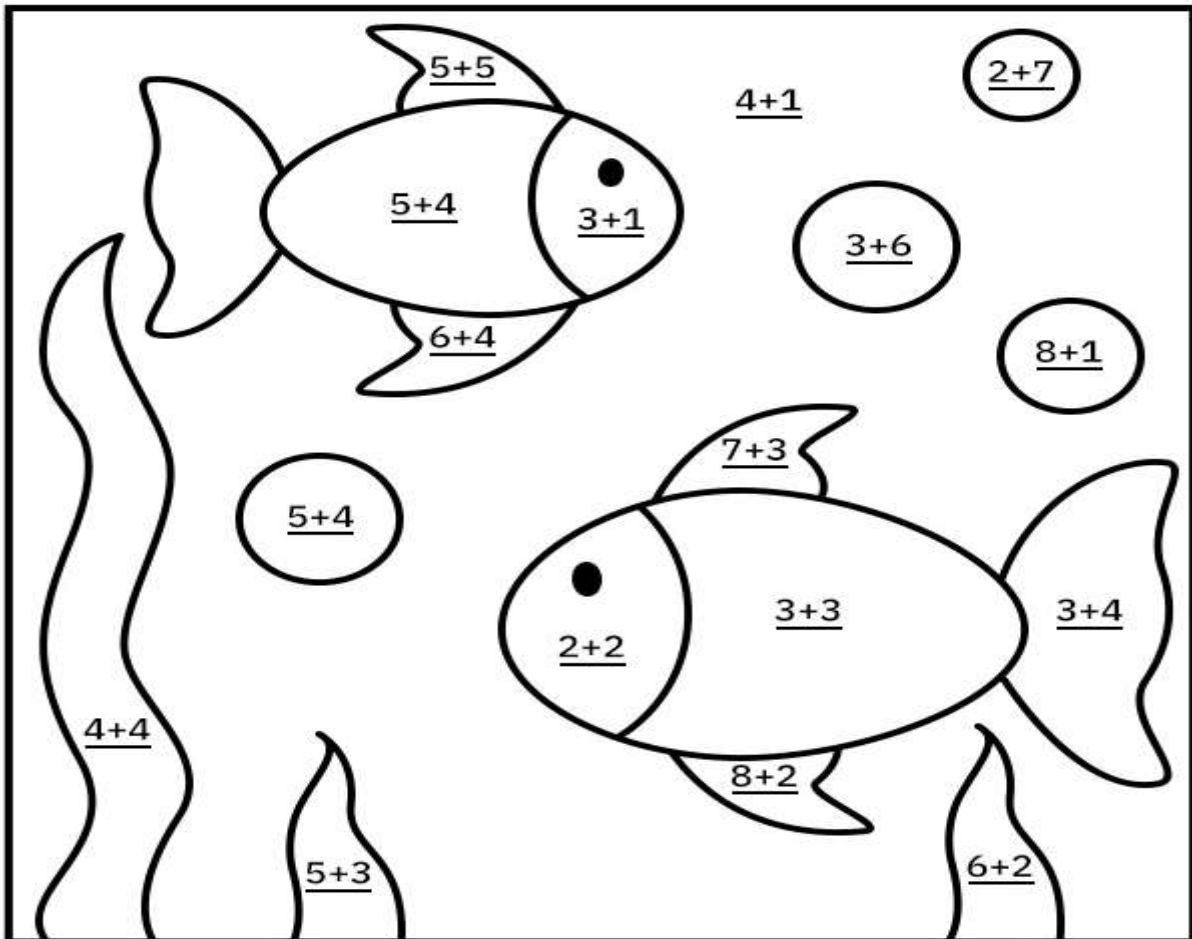
	<input type="text" value="4"/>	Four			<input type="text"/>	
	<input type="text"/>				<input type="text"/>	
	<input type="text"/>				<input type="text"/>	
	<input type="text"/>				<input type="text"/>	
	<input type="text"/>				<input type="text"/>	
	<input type="text"/>				<input type="text"/>	
	<input type="text"/>				<input type="text"/>	

B. Make four addition or subtraction cards of the size 3" by 5" using coloured A4 size sheets. Paste picture of your favourite cartoon character you like the most on one side and on the other side write the addition or subtraction questions.



$$\begin{array}{r} 4 \\ + 5 \\ \hline \end{array}$$


C. Add the numbers and colour the picture according to the colour code.



Yellow=4 Blue=5 Red=6 Orange=7 Green=8 Purple=9 Pink=10

EVS

A. Write the name of the body part that is associated with the following object to complete the crossword puzzle.



B. Fill in the blanks with the help of the pictures given.

1. Teeth of a _____



2. Eye of a _____



3. Legs of a _____



4. Hands of a _____



5. Hair of a _____



Riddle for body parts

Read the sentences and complete with words from the word bank.

			
feet	hands	stomach	chin
			
legs	thumb	eyes	shoulders

- i) We have two of these. We used them for walking. We wear pants on them.






- ii) We have two and we use them for clapping, writing etc. We wear gloves on them.

- iii) We put our shoes on them. _____
- iv) A short thick finger. We put it up to show we like something. _____
- v) This is where your food goes when you eat. _____
- vi) The part of the face under your mouth. _____
- vii) You use these to see things. _____
- viii) These connect your arms to your body. _____

How to plant seeds

Directions: Using the words in the box, fill in the blanks below.

Sun Water pot soil seeds hole hand plant

- i) Place some  into a .
- ii) Make a  with your .
- iii) Drop some  into the hole.

iv) Cover the  with the .











v) Pour  into the .

vi) Give your  lots of .

vii) Wait for your new  to grow.











Choose and write fruits and vegetables name from the given box.

FRUITS

				
<input type="text"/>	<input type="text"/>	<input type="text"/>	<input type="text"/>	<input type="text"/>
				
<input type="text"/>	<input type="text"/>	<input type="text"/>	<input type="text"/>	<input type="text"/>

- | | | | | | |
|-------------|--------------|--------|---------|---------|------|
| watermelon | strawberries | papaya | carrot | onion | |
| broccoli | cucumber | apple | pear | grapes | kiwi |
| cauliflower | green beans | chilli | spinach | cabbage | |
| potato | pineapple | orange | banana | | |

VEGETABLES

				
<input type="text"/>	<input type="text"/>	<input type="text"/>	<input type="text"/>	<input type="text"/>
				
<input type="text"/>	<input type="text"/>	<input type="text"/>	<input type="text"/>	<input type="text"/>

कार्यपत्रिका -1

अमन काम झटपट कर। टब भर कर रख। अब यह कलश पकड। बहस मत कर। टमटम पर चढकर पनघट चल। कलश भर कर घर चल। नटखट मत बन। ढमढम मत कर। गरदन मत झटक। छत पर चल कर कसरत कर। अब शरबत चख। मनन अचकन पहन। बरगद पर मत चढ। यह कमल पकड। बतख मत पकड।


- वर्णों को जोडकर ऊपर दिए गए वाक्यों को पढिए व इनमें से दो, तीन व चार अक्षर के शब्द अलग करके लिखिए -

दो अक्षर के शब्द

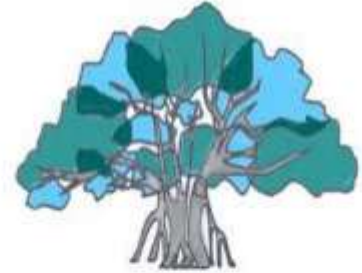
तीन अक्षर के शब्द

चार अक्षर के शब्द

- नीचे दिए गए चित्रों को देखकर उनके नाम लिखें-



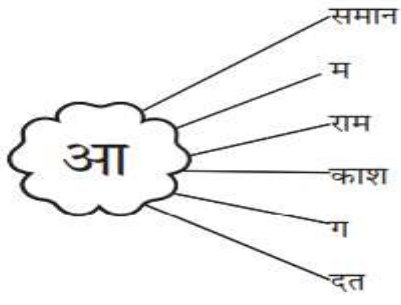


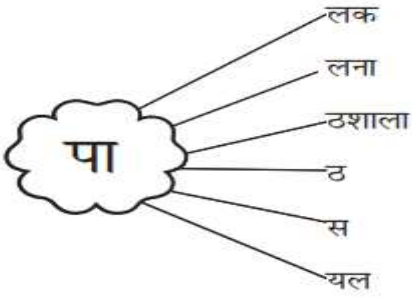






जोड़ कर शब्द पुरे करें और खाली स्थान पर लिखें ।





चित्र देखकर वाक्य पुरे करें ।

1. अमन



_____ करा।

2. राधा



_____ चखा।

3. नमन



_____ मत पटका।

4. बाज़ार जाकर



_____ ला।

5.



_____ जलाकर खाना बना।

6. आकाश



_____ ला।

7. राम



_____ जा।

8. पलक



_____ लाई।

Computer

Q1. Match the computer parts with its name.



Keyboard



CPU



Speakers



Mouse



Monitor

Q2. Complete the following words with the correct letters.

1. M ___ N ___ T O ___

2. ___ P E ___ K ___ R

3. P ___ I N ___ E ___

4. K ___ Y B ___ A ___ D

5. ___ O ___ S E

6. J ___ Y S ___ I ___ K

7. H ___ A D ___ H ___ N E ___

Q3. Learn and write spellings of parts of computer two times each.

- | | | |
|---------------|-------|-------|
| 1. Speakers | _____ | _____ |
| 2. Keyboard | _____ | _____ |
| 3. Printer | _____ | _____ |
| 4. Mouse | _____ | _____ |
| 5. Monitor | _____ | _____ |
| 6. CPU | _____ | _____ |
| 7. Keyboard | _____ | _____ |
| 8. Joystick | _____ | _____ |
| 9. Headphones | _____ | _____ |

Q4. Find out the parts of the computer from the newspapers and magazines and paste them in your scrapbook.

Activity

A. Make a Table Mat using decorative items so that you could enjoy your lunch break in school by keeping your Lunchbox on a beautiful table cover/mat. Here are the tips to make a Table Mat: MATERIAL REQUIRED:

- Thick white paper (A3 size)
- Thick coloured paper
- Fabric Paint
- Black acrylic paint
- Black ink
- Tissue/ paper towels/ newspapers
- Brushes.

Get your Mat laminated at the end.

B. Make a beautiful bookmark using any of the two sense organs using pastel sheet.

C. Learn your favourite fairy tale with action.

D. Prepare a dish and a father's day card for your father with the help of your mother and give your father a surprise on this father's day. Do not forget to click photograph and share with the class teacher.

